

DATA SHEET

SMV1231–SMV1237: Hyperabrupt Tuning Varactors

Features

- High capacitance ratio
- Low series resistance for low phase noise
- Multiple packages SOT-23, SOD-323, SC-70 and SC-79
- Designed for high-volume commercial applications
- Full characterization with SPICE models
- Available lead (Pb)-free and RoHS-compliant MSL-1 @ 260 °C per JEDEC J-STD-020



Description

The SMV1231–SMV1237 series of silicon hyperabrupt junction varactor diodes is designed for use in VCOs with low tuning voltage operation. The low resistance of these varactors makes them appropriate for high Q resonators in wireless system VCOs to frequencies beyond 2.5 GHz. The SMV1231–SMV1237 series is fully characterized for capacitance and resistance over temperature. SPICE model is provided.

NEW Skyworks offers lead (Pb)-free, RoHS (Restriction of Hazardous Substances)-compliant packaging.










Absolute Maximum Ratings

Characteristic	Value
Reverse voltage (V_R)	15 V
Forward current (I_F)	20 mA
Power dissipation (P_D)	250 mW
Storage temperature (T_{ST})	-55 °C to +150 °C
Operating temperature (T_{OP})	-55 °C to +125 °C
ESD human body model	Class 1B

Performance is guaranteed only under the conditions listed in the specifications table and is not guaranteed under the full range(s) described by the Absolute Maximum specifications. Exceeding any of the absolute maximum/minimum specifications may result in permanent damage to the device and will void the warranty.

CAUTION: Although this device is designed to be as robust as possible, ESD (Electrostatic Discharge) can damage this device. This device must be protected at all times from ESD. Static charges may easily produce potentials of several kilovolts on the human body or equipment, which can discharge without detection. Industry-standard ESD precautions must be employed at all times.

					
Single	Single	Single	Common Cathode	Common Anode	Common Cathode
SC-79	SOD-323	SOT-23	SOT-23	SC-70	SC-70
SMV1231-079 Marking: Cathode	SMV1231-011 Marking: JA				SMV1231-074 Marking: JA3
SMV1231-079LF Marking: Cathode	SMV1231-011LF Marking: KA				SMV1231-074LF Marking: KA3
SMV1232-079 Marking: Cathode	SMV1232-011 Marking: CC				SMV1232-074 Marking: CC3
SMV1232-079LF Marking: Cathode	SMV1232-011LF Marking: HC				SMV1232-074LF Marking: DP3
SMV1233-079 Marking: Cathode	◆ SMV1233-011 Marking: VP	SMV1233-001 Marking: VP1	SMV1233-004 Marking: VP3		SMV1233-074 Marking: VP3
SMV1233-079LF Marking: Cathode	◆ SMV1233-011LF Marking: DP	SMV1233-001LF Marking: DP1	SMV1233-004LF Marking: DP3		SMV1233-074LF Marking: DP
SMV1234-079 Marking: Cathode	◆ SMV1234-011 Marking: VQ	SMV1234-001 Marking: VQ1	SMV1234-004 Marking: VQ3	SMV1234-073 Marking: VQ9	
SMV1234-079LF Marking: Cathode	◆ SMV1234-011LF Marking: DQ	SMV1234-001LF Marking: DQ1	SMV1234-004LF Marking: DQ3	SMV1234-073LF Marking: DQ9	
SMV1235-079 Marking: Cathode	SMV1235-011 Marking: VR	SMV1235-001 Marking: VR1	SMV1235-004 Marking: VR3		SMV1235-074 Marking: VR3
SMV1235-079LF Marking: Cathode	SMV1235-011LF Marking: DR	SMV1235-001LF Marking: DR1	SMV1235-004LF Marking: DR3		SMV1235-074LF Marking: DR3
◆ SMV1236-079 Marking: Cathode	SMV1236-011 Marking: AQ	SMV1236-001 Marking: AQ1	SMV1236-004 Marking: AQ3		SMV1236-074 Marking: AQ3
◆ SMV1236-079LF Marking: Cathode	SMV1236-011LF Marking: DQ	SMV1236-001LF Marking: EQ1	SMV1236-004LF Marking: EQ3		SMV1236-074LF Marking: EQ3
		SMV1237-001 Marking: VT1			SMV1237-074 Marking: VT3
		SMV1237-001LF Marking: DT1			SMV1237-074LF Marking: DT3
$L_S = 0.7 \text{ nH}$	$L_S = 1.5 \text{ nH}$	$L_S = 1.5 \text{ nH}$	$L_S = 1.5 \text{ nH}$	$L_S = 1.4 \text{ nH}$	$L_S = 1.4 \text{ nH}$

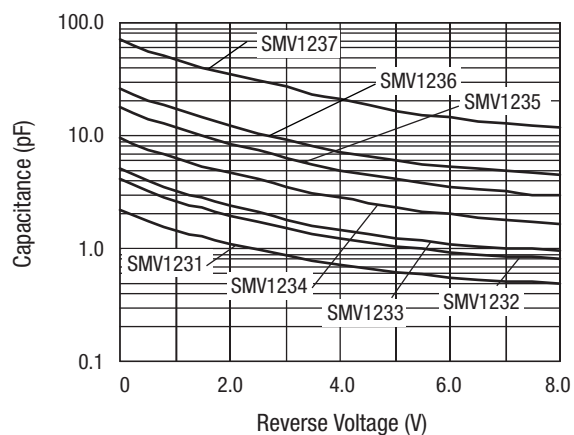
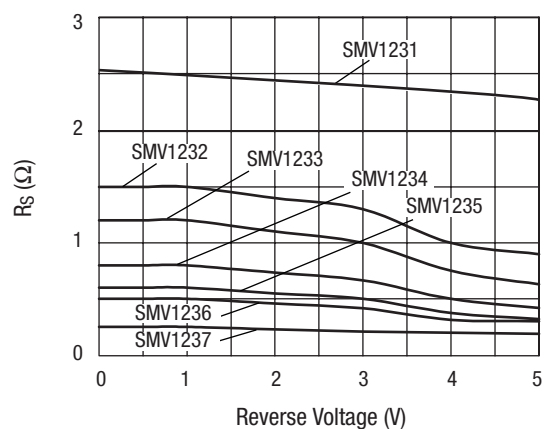
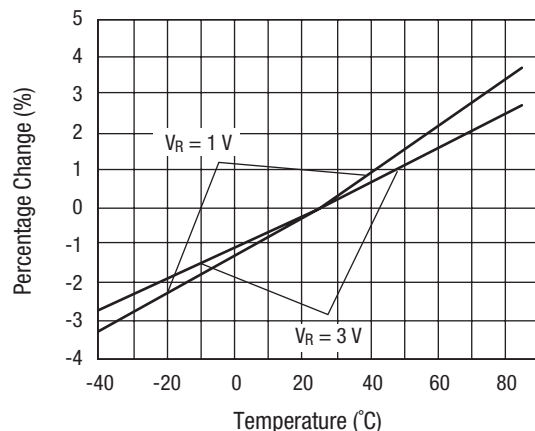
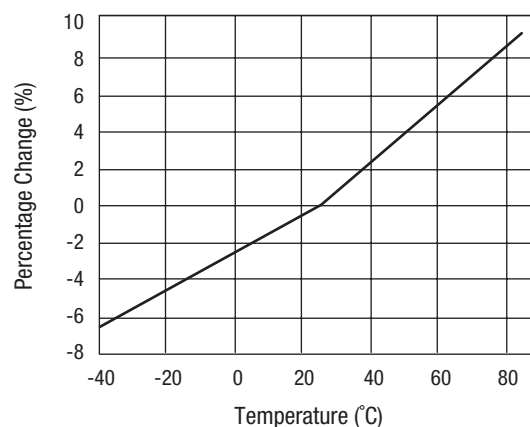
 LF denotes lead (Pb)-free, RoHS-compliant packaging option as an alternative to our standard tin/lead (Sn/Pb) packaging.

 **Innovation to Go™**
Select Linear Products (indicated by ◆) now available for purchase online.

Electrical Specifications at 25 °C

Part Number	C_T @ 1 V (pF)		C_T @ 3 V (pF)	C_T @ 6 V (pF)	$\frac{C_T @ 1 V}{C_T @ 3 V}$ (Ratio)		$\frac{C_T @ 1 V}{C_T @ 6 V}$ (Ratio)		R_S @ 3 V 500 MHz (Ω)	Q @ 3 V 50 MHz
	Min.	Max.	Typ.	Typ.	Min.	Max.	Min.	Max.	Max.	Typ.
SMV1231	1.43	1.72	0.97	0.61	1.5	1.8	2.5	2.8	2.9	1500
SMV1232	2.34	2.86	1.5	0.94	1.5	1.9	2.6	3.3	1.5	1400
SMV1233	3	3.6	1.8	1.1	1.5	1.9	2.6	3.3	1.2	1200
SMV1234	5.85	7.15	3.6	2	1.6	2	2.8	3.4	0.8	1000
SMV1235	10.35	12.65	6.4	3.6	1.6	2	2.9	3.4	0.6	750
SMV1236	15.5	18.5	9.2	5.3	1.6	2	3	3.5	0.5	700
SMV1237	45	54	26.9	14.4	1.6	2	3	3.5	0.25	500

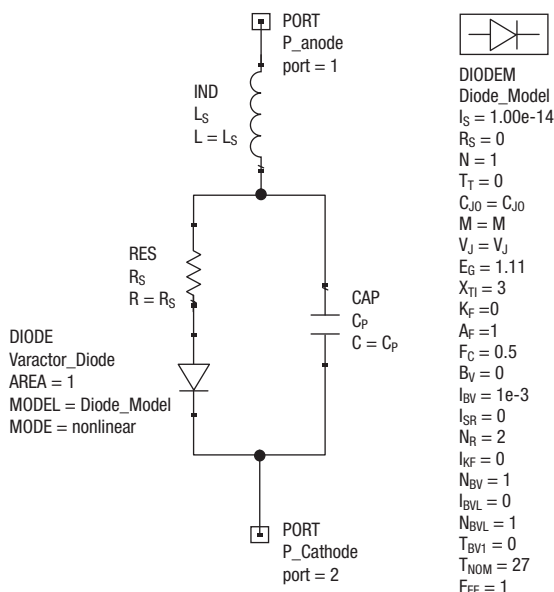
Tested in -079 package.

Reverse Voltage V_R ($I_R = 10 \mu A$): 15 V minimum.Reverse Current I_R ($V_R = 12 V$): 20 nA maximum.**Typical Performance Data****Capacitance vs. Reverse Voltage****Series Resistance vs. Reverse Voltage @ 500 MHz****Relative Capacitance Change vs. Temperature****Relative Series Resistance Change vs. Temperature @ 500 MHz**

Typical Capacitance Values

V_R (V)	SMV1231	SMV1232	SMV1233	SMV1234	SMV1235	SMV1236	SMV1237
	C_T (pF)	C_T (pF)	C_T (pF)	C_T (pF)	C_T (pF)	C_T (pF)	C_T (pF)
0	2.35	4.15	5.08	9.63	18.22	26.75	71.82
0.5	1.87	3.22	3.95	7.53	14.12	20.61	56.1
1	1.58	2.67	3.28	6.28	11.67	17.02	46.89
1.5	1.4	2.28	2.8	5.39	9.91	14.38	40.33
2	1.22	1.97	2.41	4.68	8.52	12.29	35.13
2.5	1.09	1.72	2.09	4.09	7.36	10.56	30.71
3	0.97	1.51	1.82	3.58	6.4	9.16	26.87
3.5	0.882	1.35	1.62	3.15	5.62	8.04	23.57
4	0.794	1.22	1.45	2.81	4.99	7.19	20.83
4.5	0.732	1.13	1.33	2.54	4.5	6.53	18.62
5	0.683	1.05	1.24	2.32	4.11	6.01	16.87
5.5	0.648	0.99	1.16	2.15	3.8	5.61	15.48
6	0.613	0.94	1.1	2.02	3.55	5.28	14.36
6.5	0.59	0.9	1.05	1.9	3.34	5.02	13.46
7	0.567	0.86	1.01	1.8	3.17	4.81	12.72
7.5	0.551	0.84	0.98	1.72	3.03	4.64	12.11
8	0.534	0.81	0.96	1.65	2.91	4.49	11.61
9	0.512	0.78	0.92	1.55	2.73	4.28	10.87
10	0.497	0.76	0.9	1.47	2.61	4.13	10.38
11	0.492	0.75	0.88	1.42	2.53	4.02	10.06
12	0.487	0.74	0.87	1.38	2.47	3.95	9.84
13	0.48	0.73	0.86	1.35	2.43	3.89	9.68
14	0.472	0.73	0.85	1.33	2.4	3.84	9.56
15	0.466	0.72	0.84	1.32	2.38	3.8	9.47

SPICE Model



Part Number	C_{JO} (pF)	V_J (V)	M	C_P (pF)	R_S (Ω)
SMV1231	—	1.5	0.8	0	2.5
SMV1232	4.2	1.7	0.9	0	1.5
SMV1233	4.12	1.7	0.9	0.7	1.2
SMV1234	8.75	2.3	1.1	1.2	0.8
SMV1235	16.13	8	4	2	0.6
SMV1236	21.63	8	4.2	3.2	0.5
SMV1237	66.16	10	5.3	9	0.25

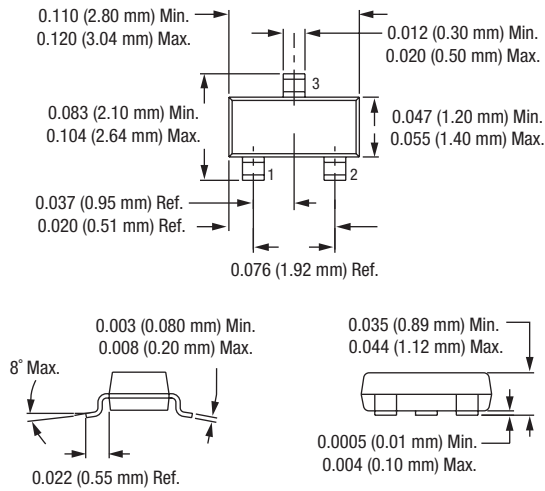
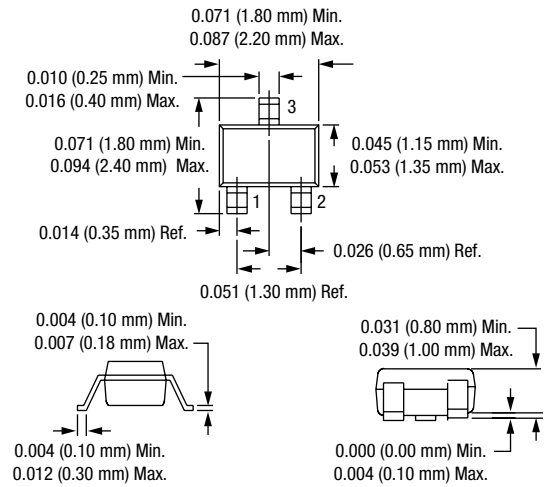
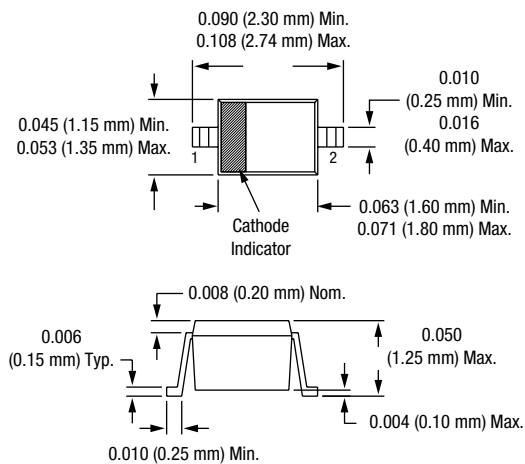
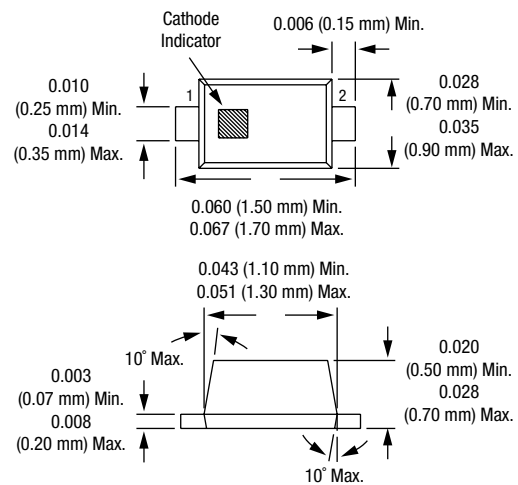
Values extracted from measured performance.
For package inductance (L_S) refer to package type.
For more details refer to the “Varactor SPICE Models for RF VCO Applications” Application Note.

Recommended Solder Reflow Profiles

Refer to the [“Recommended Solder Reflow Profile”](#) Application Note.

Tape and Reel Information

Refer to the [“Discrete Devices and IC Switch/Attenuators Tape and Reel Package Orientation”](#) Application Note.

SOT-23**SC-70****SOD-323****SC-79**

Copyright © 2002, 2003, 2004, 2005, 2006, Skyworks Solutions, Inc. All Rights Reserved.

Information in this document is provided in connection with Skyworks Solutions, Inc. ("Skyworks") products or services. These materials, including the information contained herein, are provided by Skyworks as a service to its customers and may be used for informational purposes only by the customer. Skyworks assumes no responsibility for errors or omissions in these materials or the information contained herein. Skyworks may change its documentation, products, services, specifications or product descriptions at any time, without notice. Skyworks makes no commitment to update the materials or information and shall have no responsibility whatsoever for conflicts, incompatibilities, or other difficulties arising from any future changes.

No license, whether express, implied, by estoppel or otherwise, is granted to any intellectual property rights by this document. Skyworks assumes no liability for any materials, products or information provided hereunder, including the sale, distribution, reproduction or use of Skyworks products, information or materials, except as may be provided in Skyworks Terms and Conditions of Sale.

THE MATERIALS, PRODUCTS AND INFORMATION ARE PROVIDED "AS IS" WITHOUT WARRANTY OF ANY KIND, WHETHER EXPRESS, IMPLIED, STATUTORY, OR OTHERWISE, INCLUDING FITNESS FOR A PARTICULAR PURPOSE OR USE, MERCHANTABILITY, PERFORMANCE, QUALITY OR NON-INFRINGEMENT OF ANY INTELLECTUAL PROPERTY RIGHT; ALL SUCH WARRANTIES ARE HEREBY EXPRESSLY DISCLAIMED. SKYWORKS DOES NOT WARRANT THE ACCURACY OR COMPLETENESS OF THE INFORMATION, TEXT, GRAPHICS OR OTHER ITEMS CONTAINED WITHIN THESE MATERIALS. SKYWORKS SHALL NOT BE LIABLE FOR ANY DAMAGES, INCLUDING BUT NOT LIMITED TO ANY SPECIAL, INDIRECT, INCIDENTAL, STATUTORY, OR CONSEQUENTIAL DAMAGES, INCLUDING WITHOUT LIMITATION, LOST REVENUES OR LOST PROFITS THAT MAY RESULT FROM THE USE OF THE MATERIALS OR INFORMATION, WHETHER OR NOT THE RECIPIENT OF MATERIALS HAS BEEN ADVISED OF THE POSSIBILITY OF SUCH DAMAGE.

Skyworks products are not intended for use in medical, lifesaving or life-sustaining applications, or other equipment in which the failure of the Skyworks products could lead to personal injury, death, physical or environmental damage. Skyworks customers using or selling Skyworks products for use in such applications do so at their own risk and agree to fully indemnify Skyworks for any damages resulting from such improper use or sale.

Customers are responsible for their products and applications using Skyworks products, which may deviate from published specifications as a result of design defects, errors, or operation of products outside of published parameters or design specifications. Customers should include design and operating safeguards to minimize these and other risks. Skyworks assumes no liability for applications assistance, customer product design, or damage to any equipment resulting from the use of Skyworks products outside of stated published specifications or parameters.

Skyworks, the Skyworks symbol, "Breakthrough Simplicity" and "Innovation to Go" are trademarks or registered trademarks of Skyworks Solutions, Inc., in the United States and other countries. Third-party brands and names are for identification purposes only, and are the property of their respective owners. Additional information, including relevant terms and conditions, posted at www.skyworksinc.com, are incorporated by reference.