


Three-phase Input Switch Mode Power Supply S8VT

DIN-rail mounting, Power Supply with a range of 5 A to 40 A output current

- 3 phase 400 to 500 VAC
- 5, 10, 20 and 40 A; 24 VDC output
- Higher stability, lower ripple and noise level
- Compact design
- Fuses protection included
- Natural ventilation
- UL60950 (CSA22.2-60950), UL508 listing in addition to the CE mark
- Conform to EN61000-3-2
- Parallel & serial operation possible



Ordering Information

■ S8VT

Input voltage	Power rating	Output voltage	Output current	Model number
400 to 500 VAC 3-phase	120 W	24 V	5 A	S8VT-F12024E
	240 W	24 V	10 A	S8VT-F24024E
	480 W	24 V	20 A	S8VT-F48024E
	960 W	24 V	40 A	S8VT-F96024E

■ Model Number Legend

S8VT - E

1 2 3

1. Input Voltage

F: 400 to 500 VAC 3-phase

2. Power Rating

120: 120 W
240: 240 W
480: 480 W
960: 960 W

3. Output Voltage

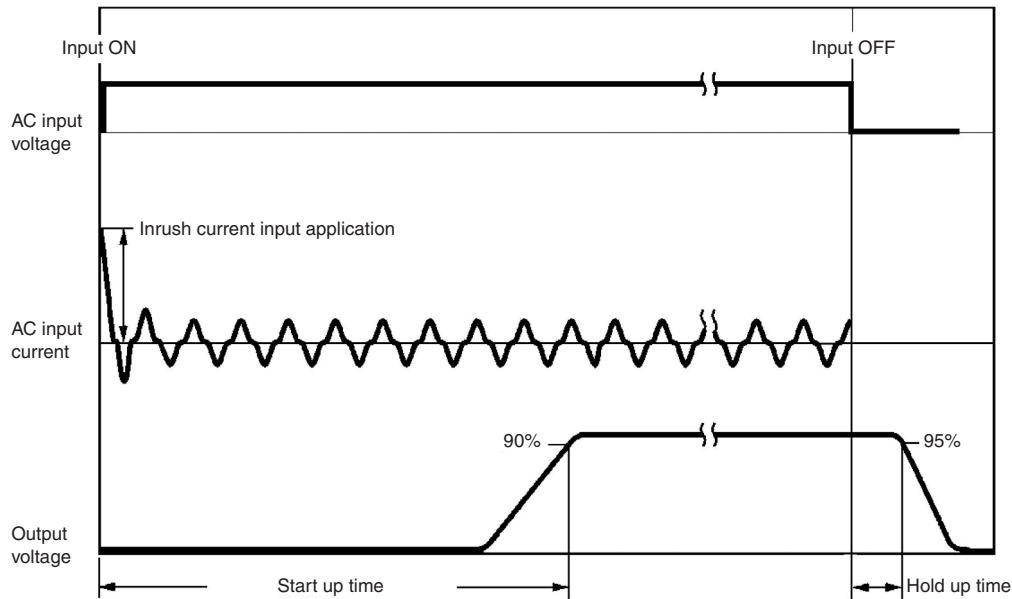
24: 24 V

Specifications

Item	Nominal Input Voltage	F: 400 to 500 VAC			
	Nominal Input Current	5 A	10 A	20 A	40 A
Efficiency (400 VAC FULL LOAD)		86%	90%	91%	91%
Input	Voltage range	340 to 576 V 3AC resp. 480 to 810 VDC			
	Frequency	50 to 60 Hz			
	Current (max.) (Vin = Range min., Pmax)	0.5A	1A	1.5A	3A
	Power factor (400 VAC FULL LOAD)	0.66	0.66	0.86	0.86
	Leakage current (max.)	<3.5mA	<3.5mA	<3.5mA	<3.5mA
	Inrush current (max.) (Pmax)	< 30A @ Vin max.	< 30A @ Vin max.	< 40A @ Vin max.	< 30A @ Vin max.
	EMI filter	2x10 mH	2x27 mH	2x6.8 mH	2x2.2 mH
	Line fuses	T2A	T3.15A	T4A	T6.3A
Output	Voltage adjustment range	22.5 to 26.4 VDC min.			
	Tolerance adjustment accuracy	1%			
	Ripple & noise (Pmax.)	100 mV max.			
	Load variation influence	±0.5% max.			
	Input variation influence	±0.25% max.			
	Temperature variation influence	Less than 0.05%/°C			
	Startup time (max.)	1.3 s	1.3 s	1.3 s	1.3 s
	Hold time (min.)	15 ms	15 ms	15 ms	15 ms
	Protection	<ul style="list-style-type: none"> - Short circuit protection continuative - Over load protection - Over voltage protection 			
	Parallel operation	Yes (for two units)			
	Serial operation	Yes (for two units)			
	Indicator	Yes (Green LED)			
	Others	Heat radiation	Natural air cooling		
Ambient temperature		-10 to 70°C (de-rating: 5%/°C for 60 to 70°C)			
Temperature power derating		60 to 70°C see diagram			
Storage temperature		-40 to 85°C			
Ambient humidity		10 to 90% noncondensing			
Dielectric strength		2.5 kVAC Input-PE (for 1 sec.; routine test) 3 kVAC Input-Output on isolation components (transformers) (for 1 sec.; high-pot routine test) 1 kVAC Output-PE (for 1 sec.; routine test).			
Insulation resistance		500 Mohm min at 500 VDC, Output - P.E.			
Vibration resistance		10 to 55 Hz, 0.375 mm single amplitude for 2 h each in X, Y and Z directions 10 to 150 Hz, 0.35 mm single amplitude for 80 min each in-X, Y and Z directions			
Shock resistance		150 m/s ² , 3 times each in ±X, ±Y, ±Z directions			
EMC		EN55011 (EN55022) EN61000-3-2, EN61000-4-2, EN61000-4-3, EN61000-4-4, EN61000-4-5, EN61000-4-6, EN61000-4-8, EN61000-4-11, EN61204-3			
Approval standards (AC and DC input)		IEC60950-1, EN60950-1 UL60950-1, CSA 22.2 No. 60950-1, UL508 Listed, EN50178, EN60204			
Life expectancy		10 years (Vin=400-500 VAC 50% of rated output current Ta=40°C)			
Weight		0.75 kg	1 kg	1.8 kg	3.3 kg

Engineering Data

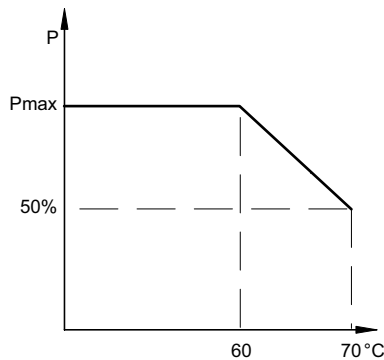
■ Definition of Inrush Current, Start up Time and Hold Time



■ Overload Protection

The Power supply is provided with an overload protection function that protect the load and the power supply from possible damage by over current. When the output current rises above between 105 to 130% (105 to 120% for the 40 A model) of the rated current, the protection function is triggered, decreasing the output voltage. When output current falls within the rated range, the overload protection function is automatically cleared.

■ De-rating Curve



For UL and CSA the maximum temperature is 60°C (70°C for the 20 A model)

■ Overvoltage Protection

5 A and 10 A models

If output voltage exceed the rated voltage more than 25% (50% at maximum) by some reason, then an auxiliary feedback circuit will operate limiting the output voltage for safety.

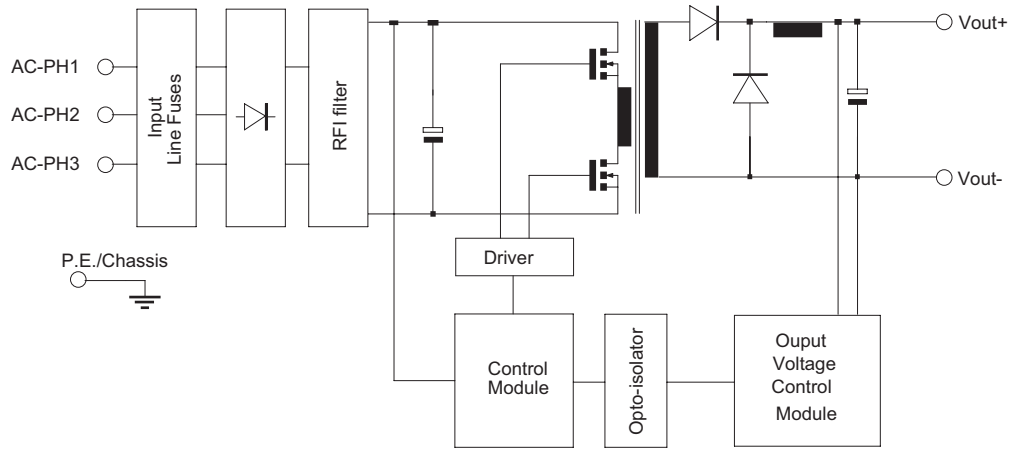
20 A and 40 A models

If output voltage exceed the rated voltage more than 25% (50% at maximum) by some reason, then the output voltage will be turned OFF automatically for safety. To restart the S8VT, turn OFF the input voltage, wait few minutes, then apply the input power again.

Operation

■ Block Diagram

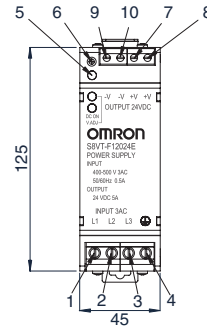
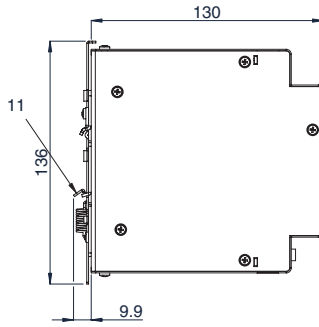
S8VT-F



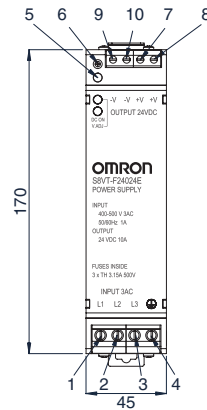
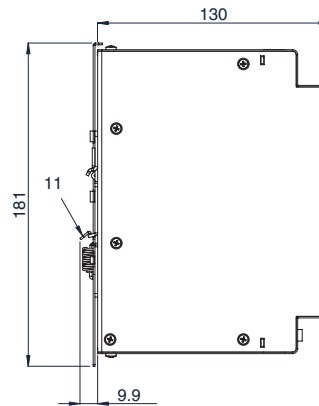
Dimensions and Nomenclature

Note: All dimensions shown are in millimeters.

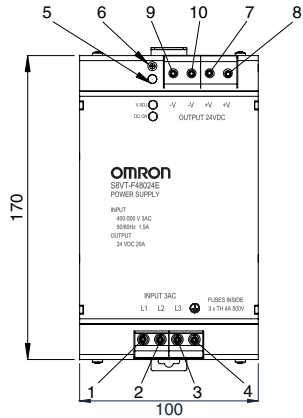
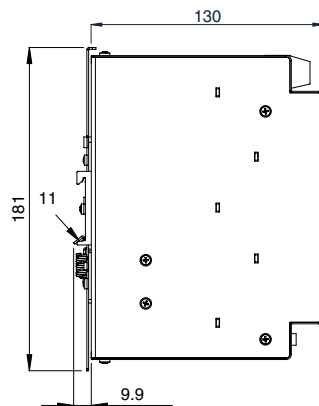

S8VT-F12024E



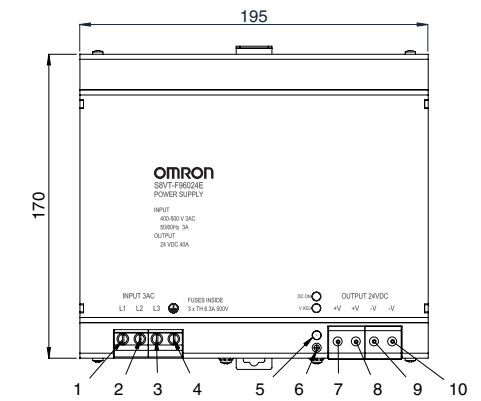
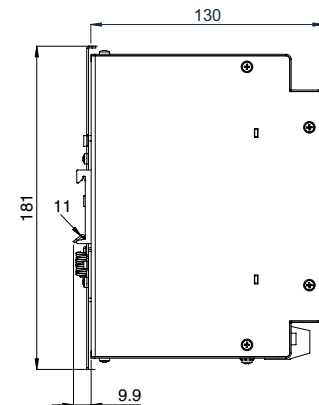
S8VT-F24024E



S8VT-F48024E



S8VT-F96024E



- 1. AC input L1
- 2. AC input L2
- 3. AC input L3
- 4. P.E. (Protective Earth)

- 5. LED Vout ok
- 6. Vadj. Trim
- 7. Vout +
- 8. Vout +

- 9. Vout -
- 10. Vout -
- 11. DIN-rail clip

Notice

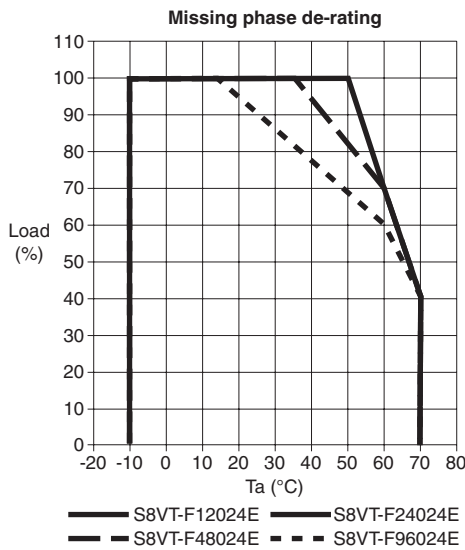
Three phase input operation when one phase is missing

The S8VT will in most cases continue to operate even after the loss of one phase of the supply. The performance specifications are of course not guaranteed under these conditions. As the loss of one phase puts additional stress on some components, the life span of the unit could be shortened. It is prudent therefore to regularly check for signs of the following possible conditions.

1. Input terminals wiring open/loose.
2. Incorrect/No voltage on one or more phases of the supply.
3. Abrupt or periodical loss of input voltage.

The power supply needs output derating as in the chart for the operation on missing phase at the input voltage range of 340 to 576 V. Otherwise, the power supply may deteriorate or be damaged.

In every single application suitability has to be checked.



Note: In two phase operation, the specification for EMC performance, hold-up time, efficiency and output ripple will no longer be valid.

Three phase input switch off

In order to switch off the Power Supply completely: All 3 phases need to be switched off.

Mounting

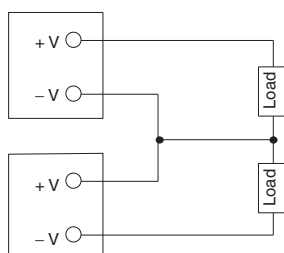
To improve and maintain the reliability of the Power Supply over a long period, adequate consideration must be taken to heat radiation.

The S8VT is designed to radiate heat by natural air cooling, therefore, mount the S8VT so that enough air flow takes place around the power supply.

If installing S8VTF closely, keep the minimum distance of 20 mm at 60°C ambient.

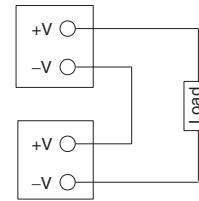
Generating (±) Output Voltage

An output of ± can be generated as shown below, since the S8VT has a floating output.



Serial Operation

As shown below, the output voltage from each S8VT can be added. Types must be the same.



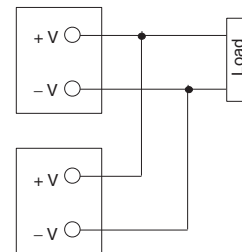
Parallel Operation

As shown below, two S8VT-F (same capacity model) can be paralleled to boost the output power (current). Set the output voltages of the Power Supplies to the same value.

Also, make sure that the thickness and the length of all wires connected to the load are the same to ensure that the wires will have no voltage drop difference.

Parallel connection is only permissible with ambient temperature from -10°C to +50°C.


In case of a redundant system or back-up system, use diode to be connected to output + terminal of all the Power Supplies.





Safety Precautions


■ Safety Signal words


This document uses the following signal words to mark safety precautions for the S8VT. These precautions provide important information for the safe application of the product. You must be sure to follow the instructions provided with safety signal words.

 WARNING	Indicates information that, if ignored, could possibly result in loss of life or seriously injury.
--	--

 Caution	Indicates information that, if ignored, could result in relatively serious or minor injury, damage to the product, or faulty operation.
--	---

 **WARNING**
 Be sure to connect the grounding line. Not doing so may result in electric shock.

 **Caution**
 Do not attempt to disassemble the Power Supply or touch its internal parts while power is being supplied. Doing so may result in electric shock.

 **Caution**
 Do not touch the S8VT while the power is being supplied or immediately after the power is turned OFF. The case of the Power Supply can be still hot.

Terms and Conditions of Sale

1. **Offer; Acceptance.** These terms and conditions (these "Terms") are deemed part of all quotes, agreements, purchase orders, acknowledgments, price lists, catalogs, manuals, brochures and other documents, whether electronic or in writing, relating to the sale of products or services (collectively, the "Products") by Omron Electronics LLC and its subsidiary companies ("Omron"). Omron objects to any terms or conditions proposed in Buyer's purchase order or other documents which are inconsistent with, or in addition to, these Terms.
2. **Prices; Payment Terms.** All prices stated are current, subject to change without notice by Omron. Omron reserves the right to increase or decrease prices on any unshipped portions of outstanding orders. Payments for Products are due net 30 days unless otherwise stated in the invoice.
3. **Discounts.** Cash discounts, if any, will apply only on the net amount of invoices sent to Buyer after deducting transportation charges, taxes and duties, and will be allowed only if (i) the invoice is paid according to Omron's payment terms and (ii) Buyer has no past due amounts.
4. **Interest.** Omron, at its option, may charge Buyer 1-1/2% interest per month or the maximum legal rate, whichever is less, on any balance not paid within the stated terms.
5. **Orders.** Omron will accept no order less than \$200 net billing.
6. **Governmental Approvals.** Buyer shall be responsible for, and shall bear all costs involved in, obtaining any government approvals required for the importation or sale of the Products.
7. **Taxes.** All taxes, duties and other governmental charges (other than general real property and income taxes), including any interest or penalties thereon, imposed directly or indirectly on Omron or required to be collected directly or indirectly by Omron for the manufacture, production, sale, delivery, importation, consumption or use of the Products sold hereunder (including customs duties and sales, excise, use, turnover and license taxes) shall be charged to and remitted by Buyer to Omron.
8. **Financial.** If the financial position of Buyer at any time becomes unsatisfactory to Omron, Omron reserves the right to stop shipments or require satisfactory security or payment in advance. If Buyer fails to make payment or otherwise comply with these Terms or any related agreement, Omron may (without liability and in addition to other remedies) cancel any unshipped portion of Products sold hereunder and stop any Products in transit until Buyer pays all amounts, including amounts payable hereunder, whether or not then due, which are owing to it by Buyer. Buyer shall in any event remain liable for all unpaid accounts.
9. **Cancellation; Etc.** Orders are not subject to rescheduling or cancellation unless Buyer indemnifies Omron against all related costs or expenses.
10. **Force Majeure.** Omron shall not be liable for any delay or failure in delivery resulting from causes beyond its control, including earthquakes, fires, floods, strikes or other labor disputes, shortage of labor or materials, accidents to machinery, acts of sabotage, riots, delay in or lack of transportation or the requirements of any government authority.
11. **Shipping; Delivery.** Unless otherwise expressly agreed in writing by Omron:
 - a. Shipments shall be by a carrier selected by Omron; Omron will not drop ship except in "break down" situations.
 - b. Such carrier shall act as the agent of Buyer and delivery to such carrier shall constitute delivery to Buyer;
 - c. All sales and shipments of Products shall be FOB shipping point (unless otherwise stated in writing by Omron), at which point title and risk of loss shall pass from Omron to Buyer; provided that Omron shall retain a security interest in the Products until the full purchase price is paid;
 - d. Delivery and shipping dates are estimates only; and
 - e. Omron will package Products as it deems proper for protection against normal handling and extra charges apply to special conditions.
12. **Claims.** Any claim by Buyer against Omron for shortage or damage to the Products occurring before delivery to the carrier must be presented in writing to Omron within 30 days of receipt of shipment and include the original transportation bill signed by the carrier noting that the carrier received the Products from Omron in the condition claimed.
13. **Warranties.** (a) **Exclusive Warranty.** Omron's exclusive warranty is that the Products will be free from defects in materials and workmanship for a period of twelve months from the date of sale by Omron (or such other period expressed in writing by Omron). Omron disclaims all other warranties, express or implied. (b) **Limitations.** OMRON MAKES NO WARRANTY OR REPRESENTATION, EXPRESS OR IMPLIED, ABOUT NON-INFRINGEMENT, MERCHANTABILITY OR FITNESS FOR A PARTICULAR PURPOSE OF THE PRODUCTS. BUYER ACKNOWLEDGES THAT IT ALONE HAS DETERMINED THAT THE PRODUCTS WILL SUITABLY MEET THE REQUIREMENTS OF THEIR INTENDED USE. Omron further disclaims all warranties and responsibility of any type for claims or expenses based on infringement by the Products or otherwise of any intellectual property right. (c) **Buyer Remedy.** Omron's sole obligation hereunder shall be, at Omron's election, to (i) replace (in the form originally shipped with Buyer responsible for labor charges for removal or replacement thereof) the non-complying Product, (ii) repair the non-complying Product, or (iii) repay or credit Buyer an amount equal to the purchase price of the non-complying Product; provided that in no event shall Omron be responsible for warranty, repair, indemnity or any other claims or expenses regarding the Products unless Omron's analysis confirms that the Products were properly handled, stored, installed and maintained and not subject to contamination, abuse, misuse or inappropriate modification. Return of any Products by Buyer must be approved in writing by Omron before shipment. Omron Companies shall not be liable for the suitability or unsuitability or the results from the use of Products in combination with any electrical or electronic components, circuits, system assemblies or any other materials or substances or environments. Any advice, recommendations or information given orally or in writing, are not to be construed as an amendment or addition to the above warranty. See <http://www.omron247.com> or contact your Omron representative for published information.
14. **Limitation on Liability; Etc.** OMRON COMPANIES SHALL NOT BE LIABLE FOR SPECIAL, INDIRECT, INCIDENTAL, OR CONSEQUENTIAL DAMAGES, LOSS OF PROFITS OR PRODUCTION OR COMMERCIAL LOSS IN ANY WAY CONNECTED WITH THE PRODUCTS, WHETHER SUCH CLAIM IS BASED IN CONTRACT, WARRANTY, NEGLIGENCE OR STRICT LIABILITY. Further, in no event shall liability of Omron Companies exceed the individual price of the Product on which liability is asserted.
15. **Indemnities.** Buyer shall indemnify and hold harmless Omron Companies and their employees from and against all liabilities, losses, claims, costs and expenses (including attorney's fees and expenses) related to any claim, investigation, litigation or proceeding (whether or not Omron is a party) which arises or is alleged to arise from Buyer's acts or omissions under these Terms or in any way with respect to the Products. Without limiting the foregoing, Buyer (at its own expense) shall indemnify and hold harmless Omron and defend or settle any action brought against such Companies to the extent based on a claim that any Product made to Buyer specifications infringed intellectual property rights of another party.
16. **Property; Confidentiality.** Any intellectual property in the Products is the exclusive property of Omron Companies and Buyer shall not attempt to duplicate it in any way without the written permission of Omron. Notwithstanding any charges to Buyer for engineering or tooling, all engineering and tooling shall remain the exclusive property of Omron. All information and materials supplied by Omron to Buyer relating to the Products are confidential and proprietary, and Buyer shall limit distribution thereof to its trusted employees and strictly prevent disclosure to any third party.
17. **Export Controls.** Buyer shall comply with all applicable laws, regulations and licenses regarding (i) export of products or information; (ii) sale of products to "forbidden" or other proscribed persons; and (iii) disclosure to non-citizens of regulated technology or information.
18. **Miscellaneous.** (a) **Waiver.** No failure or delay by Omron in exercising any right and no course of dealing between Buyer and Omron shall operate as a waiver of rights by Omron. (b) **Assignment.** Buyer may not assign its rights hereunder without Omron's written consent. (c) **Law.** These Terms are governed by the law of the jurisdiction of the home office of the Omron company from which Buyer is purchasing the Products (without regard to conflict of law principles). (d) **Amendment.** These Terms constitute the entire agreement between Buyer and Omron relating to the Products, and no provision may be changed or waived unless in writing signed by the parties. (e) **Severability.** If any provision hereof is rendered ineffective or invalid, such provision shall not invalidate any other provision. (f) **Setoff.** Buyer shall have no right to set off any amounts against the amount owing in respect of this invoice. (g) **Definitions.** As used herein, "including" means "including without limitation"; and "Omron Companies" (or similar words) mean Omron Corporation and any direct or indirect subsidiary or affiliate thereof.

Certain Precautions on Specifications and Use

1. **Suitability of Use.** Omron Companies shall not be responsible for conformity with any standards, codes or regulations which apply to the combination of the Product in the Buyer's application or use of the Product. At Buyer's request, Omron will provide applicable third party certification documents identifying ratings and limitations of use which apply to the Product. This information by itself is not sufficient for a complete determination of the suitability of the Product in combination with the end product, machine, system, or other application or use. Buyer shall be solely responsible for determining appropriateness of the particular Product with respect to Buyer's application, product or system. Buyer shall take application responsibility in all cases but the following is a non-exhaustive list of applications for which particular attention must be given: (i) Outdoor use, uses involving potential chemical contamination or electrical interference, or conditions or uses not described in this document. (ii) Use in consumer products or any use in significant quantities. (iii) Energy control systems, combustion systems, railroad systems, aviation systems, medical equipment, amusement machines, vehicles, safety equipment, and installations subject to separate industry or government regulations. (iv) Systems, machines and equipment that could present a risk to life or property. Please know and observe all prohibitions of use applicable to this Product. NEVER USE THE PRODUCT FOR AN APPLICATION INVOLVING SERIOUS RISK TO LIFE OR PROPERTY OR IN LARGE QUANTITIES WITHOUT ENSURING THAT THE SYSTEM AS A WHOLE HAS BEEN DESIGNED TO ADDRESS THE RISKS, AND THAT THE OMRON'S PRODUCT IS PROPERLY RATED AND INSTALLED FOR THE INTENDED USE WITHIN THE OVERALL EQUIPMENT OR SYSTEM.
2. **Programmable Products.** Omron Companies shall not be responsible for the user's programming of a programmable Product, or any consequence thereof.
3. **Performance Data.** Data presented in Omron Company websites, catalogs and other materials is provided as a guide for the user in determining suitability and does not constitute a warranty. It may represent the result of Omron's test conditions, and the user must correlate it to actual application requirements. Actual performance is subject to the Omron's Warranty and Limitations of Liability.
4. **Change in Specifications.** Product specifications and accessories may be changed at any time based on improvements and other reasons. It is our practice to change part numbers when published ratings or features are changed, or when significant construction changes are made. However, some specifications of the Product may be changed without any notice. When in doubt, special part numbers may be assigned to fix or establish key specifications for your application. Please consult with your Omron's representative at any time to confirm actual specifications of purchased Product.
5. **Errors and Omissions.** Information presented by Omron Companies has been checked and is believed to be accurate; however, no responsibility is assumed for clerical, typographical or proofreading errors or omissions.

OMRON

Automation...simple...powerful.

OMRON ELECTRONICS LLC • THE AMERICAS HEADQUARTERS

Schaumburg, IL USA • 847.843.7900 • 800.556.6766 • www.omron247.com

OMRON CANADA, INC. • HEAD OFFICE

Toronto, ON, Canada • 416.286.6465 • 866.986.6766 • www.omron.ca

OMRON ELETRÔNICA DO BRASIL LTDA • HEAD OFFICE

São Paulo, SP, Brasil • 55.11.2101.6300 • www.omron.com.br

OMRON ELECTRONICS MEXICO SA DE CV • HEAD OFFICE

Apodaca, N.L. • 52.811.156.99.10 • mela@omron.com

M03E-EN-01

Note: Specifications are subject to change.

OMRON ARGENTINA • SALES OFFICE

Cono Sur • 54.11.4787.1129

OMRON CHILE • SALES OFFICE

Santiago 56.2206.4592

OTHER OMRON LATIN AMERICA SALES

56.2206.4592

© 2008 Omron Electronics LLC

Printed in U.S.A.