

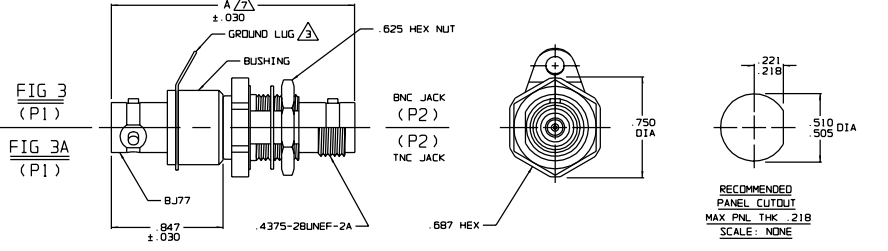
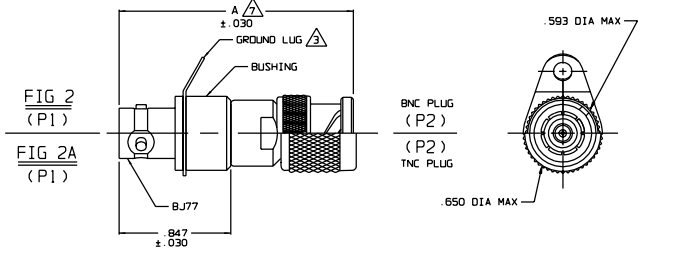
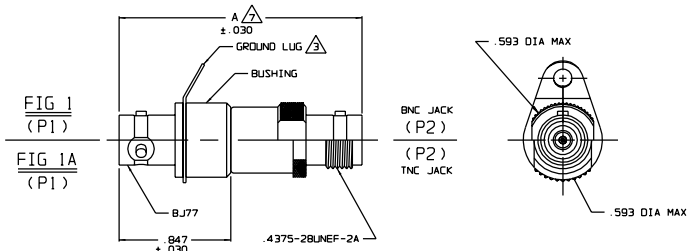
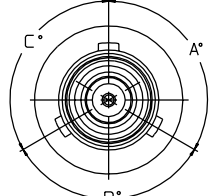
TABLE 1

P2 CONN TYPE	A DIM	FIG NO	P1 CONN TYPE																																																																																																																							
			BJ77 /B												BJ77TL												BJ77FL												BJ377												BJ77RG (REVERSE GENDER) /B												BJ377RG (REVERSE GENDER) /B																																																											
			SCHEMATICS																																																																																																																							
CJ20	1.844	1	-1	-4	-7	-10	-25	-181	-41	-48	-57	-65	-73	-196	-81	-89	-97	-105	-113	-211	-121	-129	-137	-145	-153	-226	-1	-4	-7	-10	-25	-181	-41	-48	-57	-65	-73	-196	-81	-89	-97	-105	-113	-211	-121	-129	-137	-145	-153	-226	-1	-4	-7	-10	-25	-181	-41	-48	-57	-65	-73	-196	-81	-89	-97	-105	-113	-211	-121	-129	-137	-145	-153	-226	-1	-4	-7	-10	-25	-181	-41	-48	-57	-65	-73	-196	-81	-89	-97	-105	-113	-211	-121	-129	-137	-145	-153	-226	-1	-4	-7	-10	-25	-181	-41	-48	-57	-65	-73	-196	-81	-89	-97	-105	-113	-211	-121	-129	-137	-145	-153	-226

SEE 22-09

TABLE 2

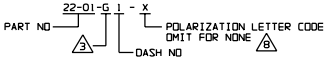
KEYING LETTER	A DEGREES	B DEGREES	C DEGREES	COLOR BAND
NONE	120°	120°	120°	NONE
T	100°	150°	110°	RED
U	120°	130°	110°	ORANGE
V	115°	130°	115°	YELLOW
W	125°	110°	125°	GREEN
X	130°	100°	130°	BLUE
Y	110°	140°	110°	VIOLET
Z	100°	160°	100°	GRAY
S	135°	135°	90°	WHITE



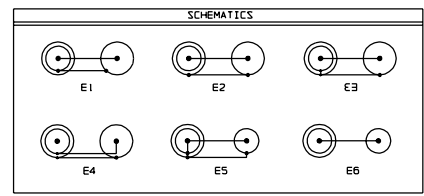
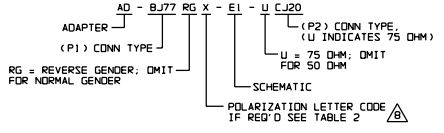
⚠ POLARIZATION OPTIONAL ONLY ON BJ77 AND BJ77RG. SEE TABLE 2

⚠ ADD .020 TO "A" DIM FOR ADAPTERS WITH "G" PREFIX

6. EXAMPLE OF COMPLETE PART NO:

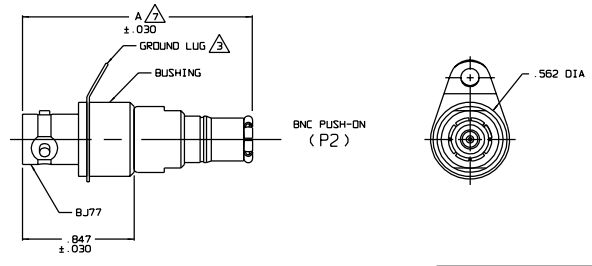


5. EXAMPLE OF COMPLETE MODEL NO:



INCH	MM
.005	0.13
.020	0.51
.030	0.76
.218	5.54
.221	5.61
.505	12.83
.510	12.95
.552	14.27
.593	15.06
.625	15.88
.650	16.51
.687	17.45
.750	19.05
.847	21.51
1.645	41.80
1.778	45.16
1.844	46.84
1.847	46.91

FIG 4 (P1)



4. BETWEEN SERIES ADAPTERS: 2-LUG, 3-LUG, 4-LUG AND THREADED CONCENTRIC TWINAX/TRIAX BNC TYPE TO COAXIAL 50 & 75 OHM BNC/TNC & PUSH-ON PLUG/JACK

⚠ FOR OPTIONAL GROUND LUG ADD PREFIX "G" TO DASH NO

2. FINISH TFS-1A (NICKEL)

1. ALL DIM ARE IN INCHES

QTY	DESCRIPTION	PART NUMBER	ITEM
TOL UNLESS SPECIFIED			
XX ± .005			
XXX ± .005			
XXXX ± .005			
XXXXX ± .005			
DWN 1 OKC 7-19-96			
CHK			
ENGR			
APPR			
MATERIAL		CODE IDENT	DRAWING NO
		14949	22-01
NEXT ASSY		APPR	SCALE 2/1 DATE 2-25-85 SHEET 1 OF 2

TROMPETER ELECTRONICS, INC. ADAPTER: BJ77, BJ77RG, BJ77TL, BJ77FL, BJ377 ID: BNC/TNC SERIES