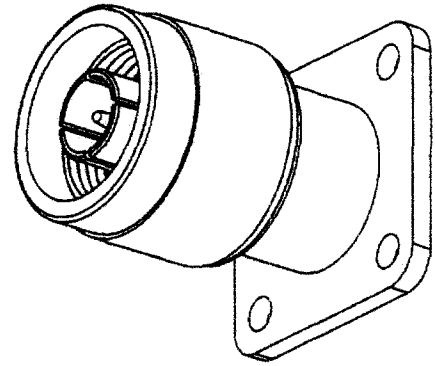


N Series

50 Ohms

Screw Thread Coupling



Features

- Small
- Weatherproof
- For applications to 11 GHz
- Improved Vibration Characteristics
- Resistance to RF leakage
- Plugs incorporate safety wiring holes in the coupling sleeve so that they may be wired in place in severe vibration conditions.
- Made to MIL-C-39012

Options

- Small and Medium Sized Cables
- Straight, Right-Angle, Long Crimp, Short Crimp, Flange Mount, Single Hole Mount, Printed Circuit Board, Cap and Chain, Termination, Cross and Tee types available
- Adapters available

Specifications

- MIL-C-39012
- MIL-G-45204
- MIL-STD-348
- QQ-S-365
- MIL-STD-202
- ZZ-R-765
- QQ-C-530
- QQ-B-626

Mating Data

- RG-/U Cables (See page 30-9)

Technical Data

Materials

- Body Parts Brass, QQ-B-626, 1/2 HD.
- Contacts
 - ▶ Male Brass QQ-B-626, 1/2 HD.
 - ▶ Female Beryllium copper QQ-C-530
- Insulators PTFE Fluorocarbon
- Gaskets Silicone Rubber ZZ-R-765

Plating

All parts plated to meet finish and corrosion requirements of MIL-C-39012

- Finish
 - ▶ Gold MIL-G-45204
 - ▶ Nickel IP23
 - ▶ Silver QQ-S-365
 - ▶ Tri-Alloy P20

Electrical Performance

- Impedance 50Ω nominal
- Frequency D.C. to 11 GHz
- Insulation Resistance 5,000 MΩ Minimum
- Voltage Rating 1000 VRMS
- Dielectric Withstanding 2,500 VRMS at sea level
- R.F. Leakage -90 dB Minimum at 2 to 3 GHz

- R.F. High Potential Withstanding Voltage 1500 VRMS at 5 to 7.5 MHz
- Voltage Standing Wave ratio (VSWR) 1.3 Maximum to 11 GHz
- Insertion Loss 0.15 dB Maximum at 10 GHz
- Contact Resistance
 - ▶ Outer contact 1.0 mΩ Maximum
 - ▶ Center contact 6.0 mΩ Maximum

Mechanical Performance

- Force to Engage and Disengage
 - ▶ Torque 3 inch-lbs Maximum
- Coupling Nut Retention Force 100 lbs Minimum
- Coupling Proof Torque 30 inch-lbs Minimum
- Connector Durability 500 cycles Minimum

Operating Environment

- Temperature range -65°C to +165°C
- Vibration MIL-STD-202, method 204, cond D. (20 G's)
- Shock MIL-STD-202, method 213, cond. I (100 G's)
- Thermal shock MIL-STD-202, method 107, cond. B -65°C to +115°C
- Corrosion (salt spray) MIL-STD-202, method 101, cond. B
- Moisture Resistance MIL-STD-202, method 106

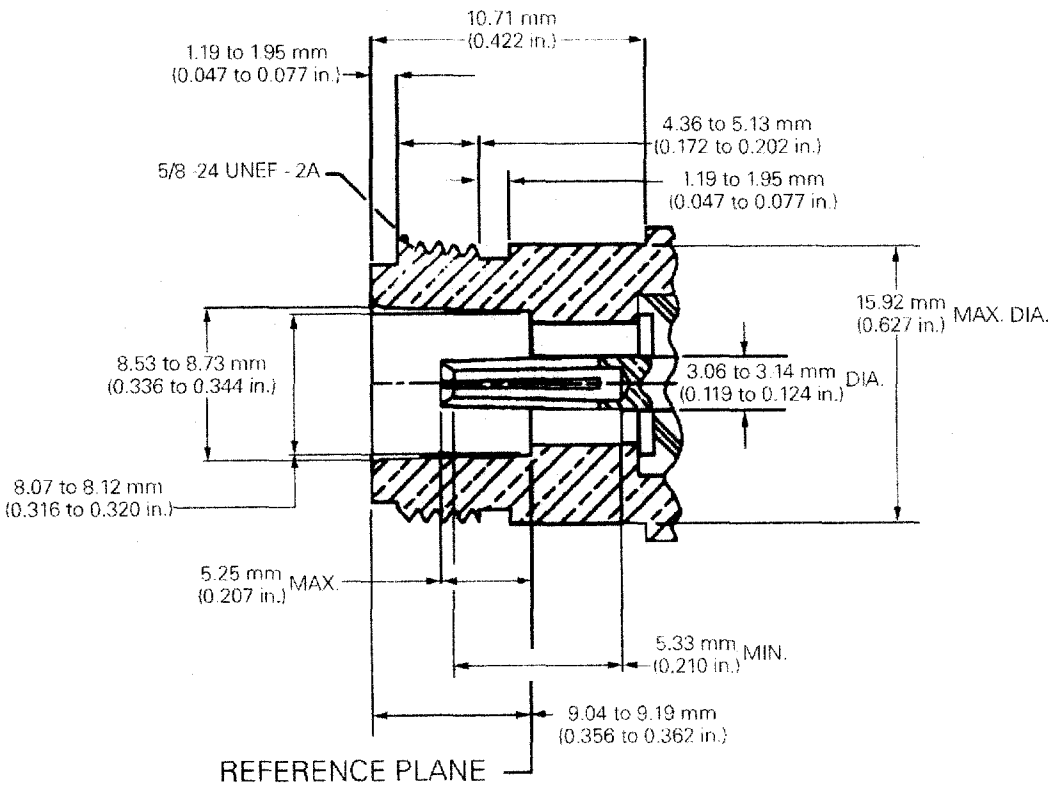
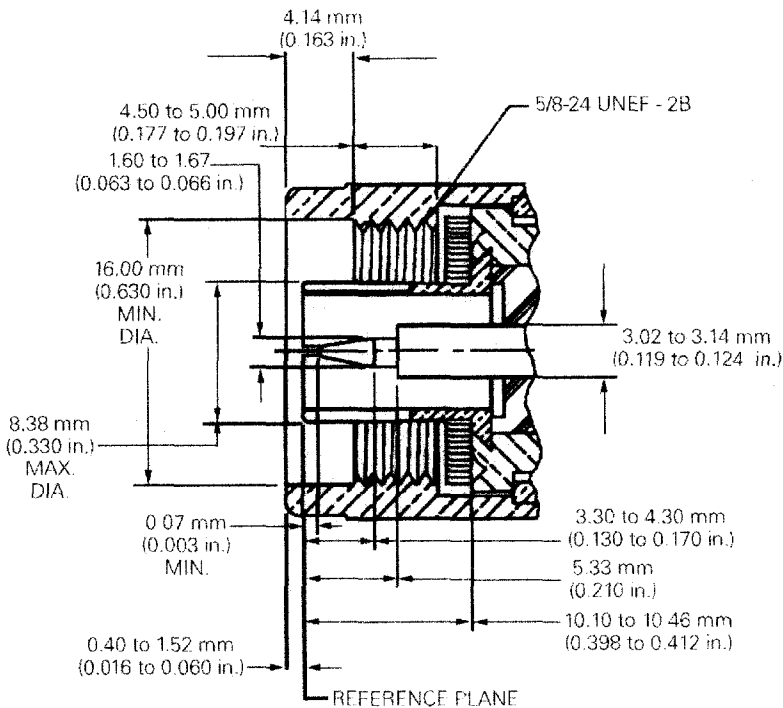
Packaging

- Single Bags
- Custom packaging available upon request

Customer Support Materials

Description	Order No.	Description	Order No.
Customer Product Drawings	By Part Number	Product Samples	Upon Request
Product Substitutions	Contact Technical Support	Test Data	Upon Request

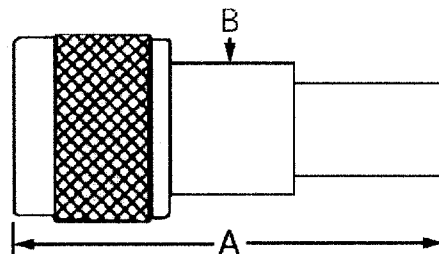
Interface Dimensions per MIL-STD-348



N 50 Ohm Cable Plugs

Description

N 50 Ohm Cable Plug - Short Crimp Straight



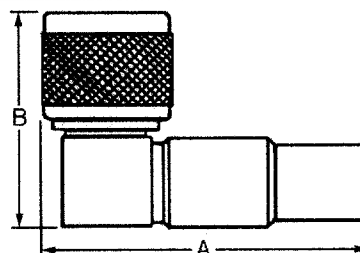
Ordering Data

N 50 Ohm Cable Plug - Short Crimp Straight

Part Number	Cable RG-/U	Crimp Tool Hex		Dimension				Finish	Assembly Instructions
		mm	in.	A		B			
25P158-1	8, 213	10.90	0.429	39.29	1.547	14.29	0.563	Nickel	AI-26
25P158-2	9, 214	10.90	0.429	39.37	1.547	14.29	0.563	Nickel	AI-26
25P158-4	58	5.41	0.213	39.37	1.547	14.29	0.563	Nickel	AI-26

Description

N 50 Ohm Cable Plug - Short Crimp Right-Angle




Ordering Data

N 50 Ohm Cable Plug - Short Crimp Right-Angle

Part Number	Cable RG-/U	Crimp Tool Hex		Dimension				Finish	Assembly Instructions
		mm	in.	A		B			
25P168-1	8, 213	10.90	0.429	53.98	2.125	32.54	1.281	Nickel	AI-268
25P168-2	9, 214	10.90	0.429	53.98	2.125	32.54	1.281	Nickel	AI-268
25P168-3	58	5.41	0.213	51.59	2.031	32.54	1.281	Nickel	AI-268

To obtain Assembly Instructions contact Berg Electronics at 1-237-2374 Ext.-2800



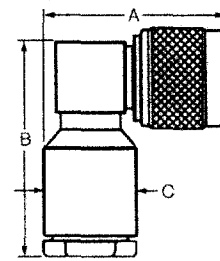
Description
N 50 Ohm Cable Plug - Straight Cut Straight

Ordering Data								
N 50 Ohm Cable Plug - Straight Cut Straight								
Part Number	Cable RG-/U	Dimension				Finish	Assembly Instructions	Note
		A		B				
		mm	in.	mm	in.			
25P104-1	0.500 Dia	38.10	1.500	19.05	0.750	Silver	AI-21	1
25P104-2	0.375 Dia	38.10	1.500	19.05	0.750	Silver	AI-21	1
25P106-1	8, 11, 213	38.10	1.500	19.05	0.750	Silver	AI-81	
25P106-2	9, 13, 214	38.10	1.500	19.05	0.750	Silver	AI-81	
25P107-1	58	34.93	1.375	12.70	0.500	Silver	AI-12	
25P107-2	223	34.93	1.375	12.70	0.500	Silver	AI-12	
25P107-4	180, 195	34.93	1.375	12.70	0.500	Silver	AI-12	
25P107-6	303	34.93	1.375	12.70	0.500	Silver	AI-12	
25P107-7	59, 62	34.93	1.375	12.70	0.500	Silver	AI-12	
25P124-1	0.141 S.R.	37.70	1.484	12.70	0.500	Silver	AI-21	1
25P148-1	58, 223	34.93	1.375	12.70	0.500	Silver	AI-343	2
25P153-1	178, 196	34.93	1.375	12.70	0.500	Silver	AI-55	
25P153-2	174, 316	34.93	1.375	12.70	0.500	Silver	AI-55	
25P157-1	393	38.10	1.500	19.05	0.750	Silver	AI-344	2

Note 1 - Plug-in/Clamp Cable Termination
Note 2 - Clamp Cable Termination

To obtain Assembly Instructions contact Berg Electronics at 1-237-2374 Ext. -2800

Description
N 50 Ohm Cable Plug - Straight Cut Right-Angle

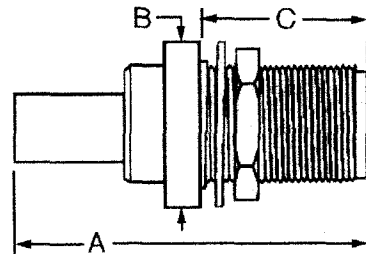


Ordering Data
N 50 Ohm Cable Plug - Straight Cut Right-Angle

Part Number	Cable RG-/U	Dimension						Finish	Assembly Instructions ^A	Note
		A		B		C				
		mm	in.	mm	in.	mm	in.			
25P109-1	55, 58	32.54	1.281	41.28	1.625	12.70	0.500	Silver	AI-31	1
25P109-2	59, 62, 71	32.54	1.281	41.28	1.625	12.70	0.500	Silver	AI-31	1
25P112-1	8, 9, 213, 214	34.93	1.375	43.66	1.719	19.05	0.750	Silver	AI-345	1
25P119-1	5, 21, 212, 222	41.28	1.625	39.69	1.563	19.05	0.750	Silver	AI-346	1
25P119-2	8, 9, 213, 214	41.28	1.625	39.69	1.563	19.05	0.750	Silver	AI-346	1
25P134-1	58	40.48	1.594	33.34	1.313	12.70	0.500	Silver	AI-19	
25P143-1	8, 213	34.93	1.375	40.48	1.594	19.05	0.750	Silver	AI-81	
25P143-2	9, 214	34.93	1.375	40.48	1.594	19.05	0.750	Silver	AI-81	
25P144-1	58	32.54	1.281	39.69	1.563	12.70	0.500	Silver	AI-81	
25P144-2	223	32.54	1.281	39.69	1.563	12.70	0.500	Silver	AI-81	

Note 1 - Clamp Cable Termination

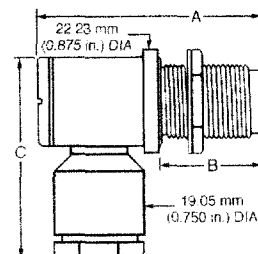
Description
N 50 Ohm Cable Jack - Single Hole Mount Short Crimp Straight



Ordering Data
N 50 Ohm Cable Jack - Single Hole Mount Short Crimp Straight

Part Number	Cable RG-/U	Crimp Tool Hex		Dimension						Finish	Mtg. Hole	Assembly Instructions
		mm	in.	A		B		C				
				mm	in.	mm	in.	mm	in.			
25JS134-1	8, 213	10.90	0.429	46.43	1.828	22.23	0.875	23.42	0.922	Nickel	DD1	AI-347
25JS134-2	9, 214	10.90	0.429	46.43	1.828	22.23	0.875	23.42	0.922	Nickel	DD1	AI-347

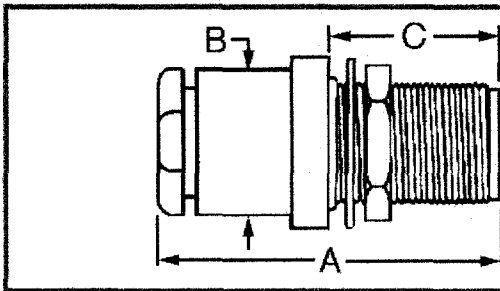
Description
N 50 Ohm Cable Jack - Single Hole Mount Clamp Right-Angle



Ordering Data
N 50 Ohm Cable Jack - Single Hole Mount Clamp Right-Angle

Part Number	Cable RG-/U	Dimension						Finish	Mtg. Hole	Assembly Instructions
		A		B		C				
		mm	in.	mm	in.	mm	in.			
25JS127-2	8, 9, 213, 214	39.69	1.563	21.83	0.859	42.07	1.656	Silver	DD1	AI-47

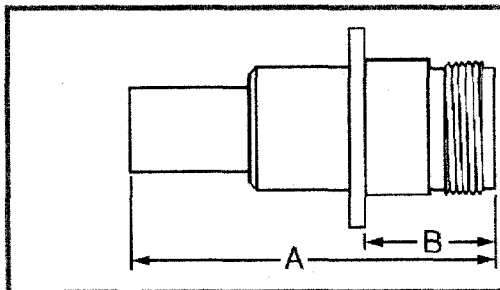
To obtain Assembly Instructions contact Berg Electronics at 1-237-2374 Ext.-2800



Description
N 50 Ohm Cable Jack -
Single Hole Mount Straight Cut Straight

Ordering Data											
N 50 Ohm Cable Jack - Single Hole Mount Straight Cut Straight											
Part Number	Cable RG-/U	Dimension						Finish	Mtg. Hole	Assembly Instructions ^A	Note
		A		B		C					
		mm	in.	mm	in.	mm	in.				
25JS100-1	8, 11, 213	44.45	1.750	19.05	0.750	23.42	0.922	Silver	DD1	AI-81	
25JS100-2	9, 13, 214	44.45	1.750	19.05	0.750	23.42	0.922	Silver	DD1	AI-81	
25JS103-1	174, 179A, 187, 188	41.67	1.641	12.70	0.500	23.42	0.922	Silver	DD1	AI-102	1
25JS122-1	0.085 S.R.	41.67	1.641	12.70	0.500	23.42	0.922	Nickel	DD1	AI-398	2
25JS124-1	0.141 S.R.	39.69	1.563	12.70	0.500	23.42	0.922	Silver	DD1	AI-21	3
25JS126-1	174, 316	41.67	1.641	12.70	0.500	23.42	0.922	Silver	DD1	AI-159	1
25JS130-2	174, 316	42.86	1.688	12.70	0.500	23.42	0.922	Nickel	DD1	AI-66	
25JS130-4	58	42.86	1.688	12.70	0.500	23.42	0.922	Nickel	DD1	AI-12	
25JS130-6	303	42.86	1.688	12.70	0.500	23.42	0.922	Nickel	DD1	AI-12	
25JS130-7	59, 62	42.86	1.688	12.70	0.500	23.42	0.922	Nickel	DD1	AI-12	

Note 1 - Clamp Cable Termination
 Note 2 - Solder-On Bushing Cable Termination
 Note 3 - Plug-in/Clamp Cable Termination



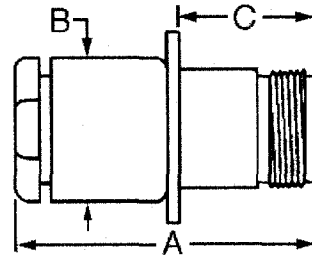
Description
N 50 Ohm Cable Jack -
Flange Mount Short Crimp Straight

Ordering Data										
N 50 Ohm Cable Jack - Flange Mount Short Crimp Straight										
Part Number	Cable RG-/U	Crimp Tool Hex		Dimension				Finish	Mtg. Plate	Assembly Instructions
		mm	in.	A		B				
		mm	in.	mm	in.	mm	in.			
25JF113-1	9, 214	10.90	0.429	41.28	1.625	16.67	0.656	Silver	1A	AI-349
25JF113-2	8, 213	10.90	0.429	41.28	1.625	16.67	0.656	Silver	1A	AI-349

To obtain Assembly Instructions contact Berg Electronics at 1-237-2374 Ext.-2800

N Series
50 Ohm - Jack/Receptacle

Description
N 50 Ohm Cable Jack -
Flange Mount Straight Cut Straight



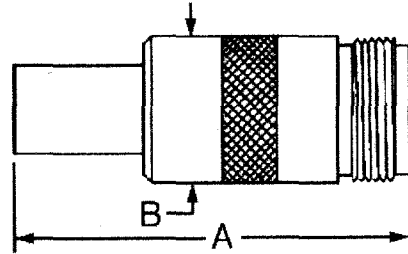
Ordering Data
N 50 Ohm Cable Jack - Flange Mount Straight Cut Straight

Part Number	Cable RG-/U	Dimension						Finish	Mtg. Plate	Assembly Instructions	Note
		A		B		C					
		mm	in.	mm	in.	mm	in.				
25JF105-1	58	39.69	1.563	19.05	0.750	16.67	0.656	Nickel	1A	AI-350	1
25JF108-1	58	35.32	1.391	12.70	0.500	16.67	0.656	Silver	1A	AI-12	
25JF108-2	223	35.32	1.391	12.70	0.500	16.67	0.656	Silver	1A	AI-12	
25JF110-2	0.141 S.R.	39.69	1.563	12.70	0.500	16.67	0.656	Silver	1A	AI-21	2
25JF111-1	8, 213	40.48	1.594	19.05	0.750	16.67	0.656	Silver	1A	AI-81	
25JF111-2	9, 214	40.48	1.594	19.05	0.750	16.67	0.656	Silver	1A	AI-81	

Note 1 - Clamp Cable Termination

Note 2 - Plug-in/Clamp Cable Termination

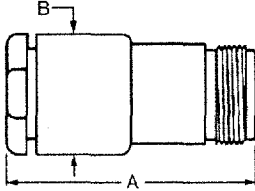
Description
N 50 Ohm Cable Jack - Short Crimp Straight



Ordering Data
N 50 Ohm Cable Jack - Short Crimp Straight

Part Number	Cable RG-/U	Crimp Tool Hex	Dimension						Finish	Assembly Instructions
			A		B					
			mm	in.	mm	in.	mm	in.		
25J123-1	8, 213	10.90	0.429	41.28	1.625	15.88	0.625	Nickel	AI-351	
25J123-2	9, 214	10.90	0.429	41.28	1.625	15.88	0.625	Nickel	AI-351	

To obtain Assembly Instructions contact Berg Electronics at 1-800-237-2374 Ext.-2800

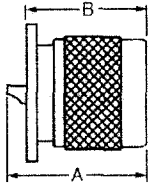


Description
N 50 Ohm Cable Jack - Straight Cut Straight

Ordering Data N 50 Ohm Cable Jack - Straight Cut Straight								
Part Number	Cable RG-/U	Dimension				Finish	Assembly Instructions	Note
		A		B				
		mm	in.	mm	in.			
25J106-1	55, 58	39.69	1.563	19.05	0.750	Silver	AI-352	1
25J111-1	8, 11, 213	40.48	1.594	19.05	0.750	Silver	AI-81	
25J111-2	9, 13, 214	40.48	1.594	19.05	0.750	Silver	AI-81	
25J112-1	58	35.32	1.391	12.70	0.500	Silver	AI-12	
25J112-2	223	35.32	1.391	12.70	0.500	Silver	AI-12	
25J112-5	303	35.32	1.391	12.70	0.500	Silver	AI-12	
25J112-6	59	35.32	1.391	12.70	0.500	Silver	AI-12	
25J122-1	58	35.32	1.391	12.70	0.500	Silver	AI-353	1

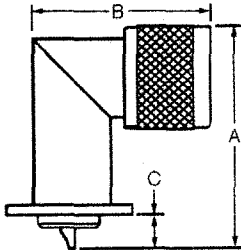
Note 1 - Clamp Cable Termination

N 50 Ohm Receptacles



Description
N 50 Ohm Receptacle Plug - Flange Mount Solder Straight

Ordering Data N 50 Ohm Receptacle Plug - Flange Mount Solder Straight						
Part Number	Dimension				Finish	Mtg. Plate
	A		B			
	mm	in.	mm	in.		
25PR102-2	25.80	1.016	22.23	0.875	Silver	1A



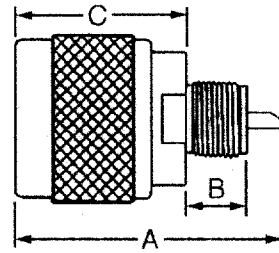
Description
N 50 Ohm Receptacle Plug - Flange Mount Solder Right-Angle

Ordering Data N 50 Ohm Receptacle Plug - Flange Mount Solder Right-Angle								
Part Number	Dimension						Finish	Mtg. Plate
	A		B		C			
	mm	in.	mm	in.	mm	in.		
25PR122-1	39.29	1.547	33.73	1.328	7.94	0.313	Silver	1A

To obtain Assembly Instructions contact Berg Electronics at 1-800-237-2374 Ext.-2800

N Series
50 Ohm - Receptacle

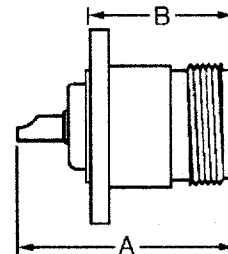
Description
N 50 Ohm Receptacle Plug -
Screw Mount Solder Straight



Ordering Data
N 50 Ohm Receptacle Plug - Screw Mount Solder Straight

Part Number	Dimension						Finish	Mtg. Hole
	A		B		C			
	mm	in.	mm	in.	mm	in.		
25PR113-1	33.34	1.313	7.54	0.297	22.23	0.875	Nickel	Threaded 3/8-32

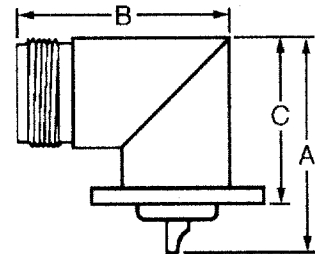
Description
N 50 Ohm Receptacle Jack -
Flange Mount Solder Straight



Ordering Data
N 50 Ohm Receptacle Jack - Flange Mount Solder Straight

Part Number	Dimension				Finish	Mtg. Plate
	A		B			
	mm	in.	mm	in.		
25JR109-1	28.58	1.125	18.65	0.734	Silver	1A

Description
N 50 Ohm Receptacle Jack -
Flange Mount Solder Right-Angle

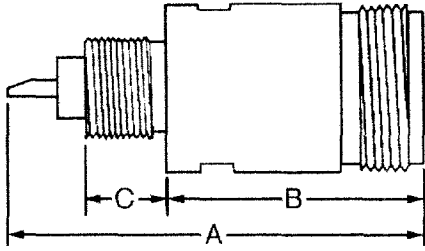


Ordering Data
N 50 Ohm Receptacle Jack - Flange Mount Solder Right-Angle

Part Number	Dimension						Finish	Mtg. Plate
	A		B		C			
	mm	in.	mm	in.	mm	in.		
25JR117-1	30.96	1.219	36.91	1.453	28.97	1.141	Silver	1A

To obtain Assembly Instructions contact Berg Electronics at 1-800-237-2374 Ext.-2800

Description
N 50 Ohm Receptacle Jack -
Screw Mount Solder Straight



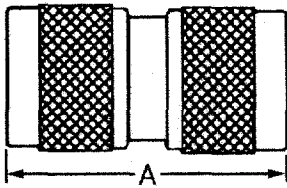
Ordering Data

N 50 Ohm Receptacle Jack - Screw Mount Solder Straight

Part Number	Dimension						Finish	Mtg. Hole
	A		B		C			
	mm	in.	mm	in.	mm	in.		
25JR140-1	35.32	1.391	24.21	0.953	7.54	0.297	Nickel	Threaded 3/8-32
25JR161-1	30.56	1.203	15.88	0.625	7.54	0.297	Nickel	Threaded 3/8-32

N 50 Ohm Adapters

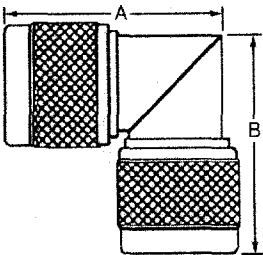
Description
N 50 Ohm Adapter - Straight



Ordering Data
N 50 Ohm Adapter - Straight

Part Number	Adapter Ends	Dimension A		Finish
		mm	in.	
25A100-1	Plug-Plug	40.48	1.594	Silver
25A107-2	Plug-Plug	40.48	1.594	Nickel

Description
N 50 Ohm Adapter - Right-Angle



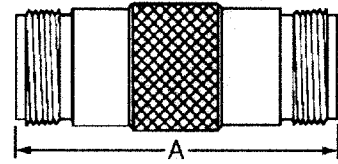
Ordering Data
N 50 Ohm Adapter - Right-Angle

Part Number	Adapter Ends	Dimension				Finish
		A		B		
		mm	in.	mm	in.	
25AR100-1	Plug-Plug	34.93	1.375	34.93	1.375	Silver

To obtain Assembly Instructions contact Berg Electronics at 1-800-237-2374 Ext.-2800

N Series
50 Ohm - Adapter

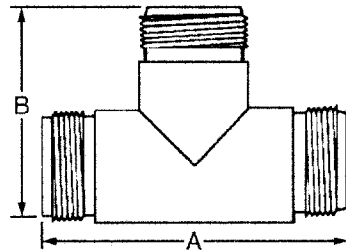
Description
N 50 Ohm Adapter - Straight



Ordering Data
N 50 Ohm Adapter - Straight

Part Number	Adapter Ends	Dimension A		Finish
		mm	in.	
25A101-1	Jack-Jack	44.45	1.750	Silver
25A108-2	Jack-Jack	47.63	1.875	Passivated

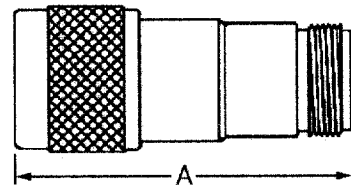
Description
N 50 Ohm Adapter - Tee



Ordering Data
N 50 Ohm Adapter - Tee

Part Number	Adapter Ends	Dimension				Finish
		A		B		
		mm	in.	mm	in.	
25AT100-1	Jack-Jack-Jack	44.45	1.750	30.96	1.219	Silver

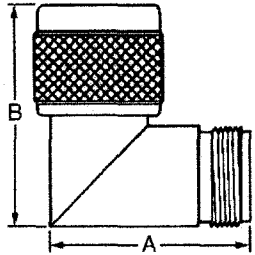
Description
N 50 Ohm Adapter - Straight



Ordering Data
N 50 Ohm Adapter - Straight

Part Number	Adapter Ends	Dimension A		Finish
		mm	in.	
25A102-1	50Ω Plug-75Ω Jack	42.86	1.688	Nickel

To obtain Assembly Instructions contact Berg Electronics at 1-800-237-2374 Ext.-2800

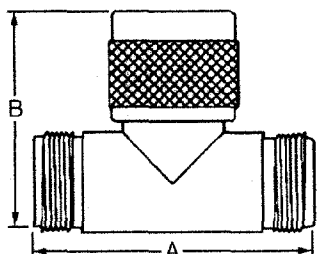


Description
N 50 Ohm Adapter - Right-Angle

Ordering Data
N 50 Ohm Adapter - Right-Angle

Part Number	Adapter Ends	Dimension				Finish	Note
		A		B			
		mm	in.	mm	in.		
25AR101-1	Plug-Jack	30.16	1.188	34.93	1.375	Silver	
25AR102-1	Plug-Jack	32.15	1.266	32.54	1.281	Silver	1
25AR102-2	Plug-Jack	32.15	1.266	32.54	1.281	Silver	1

Note 1 - Cube Body Style

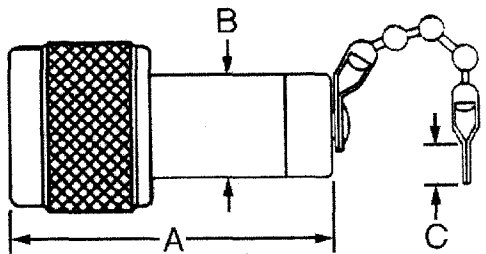


Description
N 50 Ohm Adapter - Tee

Ordering Data
N 50 Ohm Adapter - Tee

Part Number	Adapter Ends	Dimension				Finish
		A		B		
		mm	in.	mm	in.	
25AT101-1	Jack-Plug-Jack	44.45	1.750	0.88	1.453	Silver

N 50 Ohm Termination



Description
N 50 Ohm Termination - Straight

Ordering Data
N 50 Ohm Termination - Straight

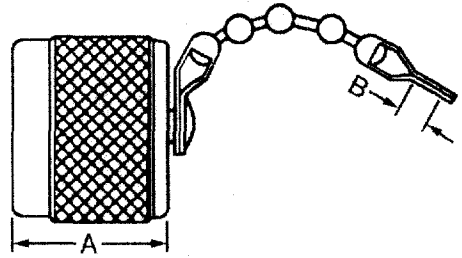
Part Number	Resistor		Dimension						Finish	Chain Length	
			A		B		C			mm	in.
	Ohm	Watt	mm	in.	mm	in.	mm	in.		mm	in.
25PO100-1	51	0.5	38.10	1.500	12.70	0.500	3.66	0.144	Silver	88.90	3.500
25PO105-1	51	0.5	38.10	1.500	12.70	0.500	No Chain		Nickel	N/A	

To obtain Assembly Instructions contact Berg Electronics at 1-800-237-2374 Ext.-2800

N 50 Ohm Cap

Description

N 50 Ohm Cap Plug - Straight



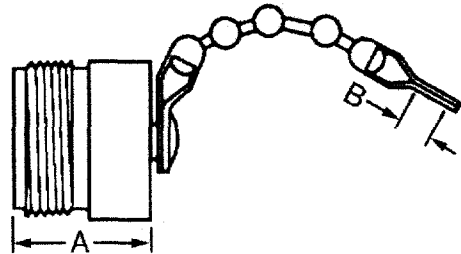
Ordering Data

N 50 Ohm Cap Plug - Straight

Part Number	Dimension				Finish	Chain Length	
	A		B			mm	in.
	mm	in.	mm	in.			
25PC100-1	11.11	0.438	3.66	0.144	Silver	63.50	2.500
25PC101-2	11.11	0.438	No Chain		Silver	N/A	
25PC103-1	18.64	0.734	Shorting Cap - No Chain		Nickel	N/A	

Description

N 50 Ohm Cap Jack - Straight



Ordering Data

N 50 Ohm Cap Jack - Straight

Part Number	Dimension				Finish	Chain Length	
	A		B			mm	in.
	mm	in.	mm	in.			
25JC100-1	17.46	0.688	3.66	0.144	Silver	63.50	2.500

To obtain Assembly Instructions contact Berg Electronics at 1-800-237-2374 Ext.-2800