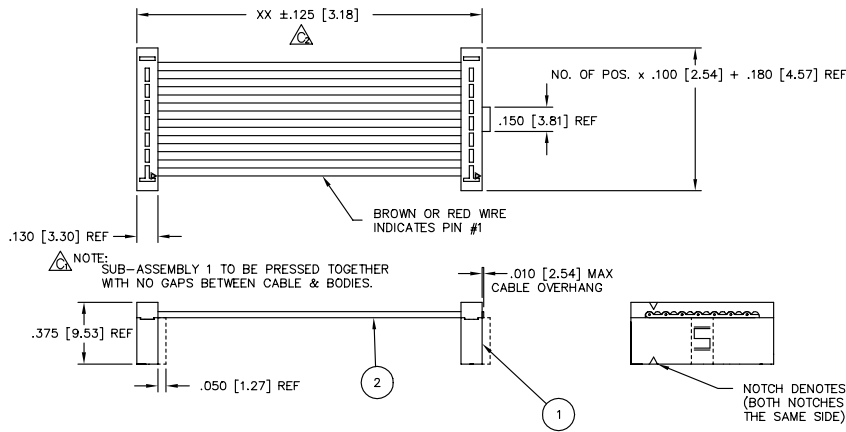
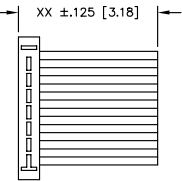


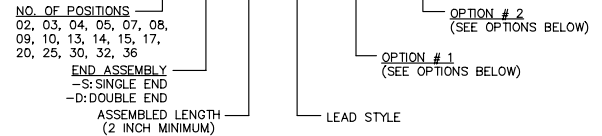
-D (DOUBLE)



-S (SINGLE)
 SAME AS -D UNLESS OTHERWISE SHOWN



HCSS-XX-X-XX-01-XXX-XXX

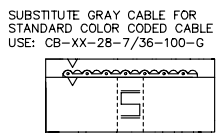


- NOTES:
 1. HIDDEN LINES ARE USED TO SHOW POLARIZATION WHEN USING -N OPTION.
 2. Δ REPRESENTS CRITICAL DIMENSIONS FOR STATISTICAL PROCESS CONTROL.

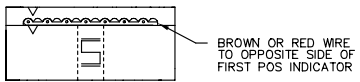
1	2
HCSS-XX-01-X	CB-XX-28-7/36-100-C

SPECIFY NO. OF POS. IN PART CALLOUT -XX

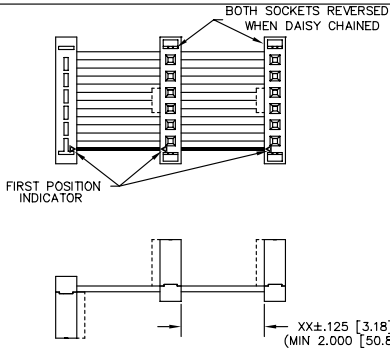
-G GRAY CABLE



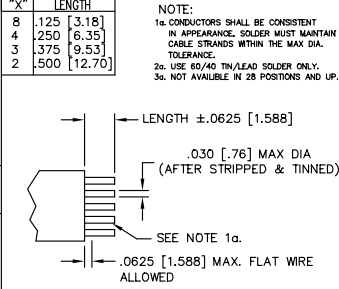
-RW REVERSE WIRING



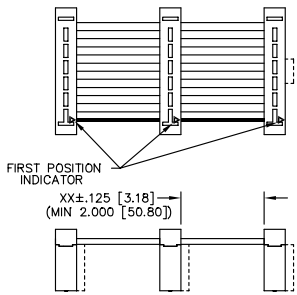
-R REVERSED CONNECTOR



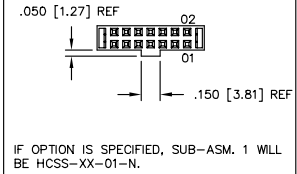
-ST"X" STRIPPED & TINNED



-S"XX" DAISY CHAIN- SINGLE



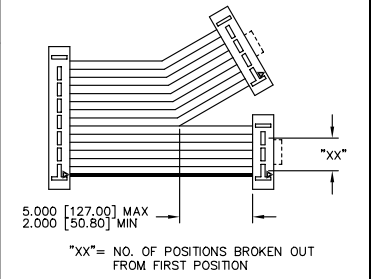
-N NOTCH POLARIZATION



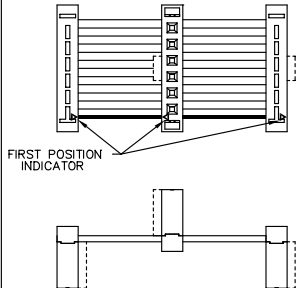
PLATING

-T = .000150 BRIGHT ACID TIN ON ENTIRE CONTACT. (USE HCSS-XX-01-TX)
 (STANDARD PLATING IS .000150 BRIGHT ACID TIN, EXCEPT CONTACT AREA IS .000010 Au. - USE HCSS-XX-01-SX)

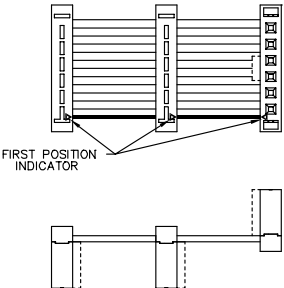
-B"XX" BREAKOUT OPTION



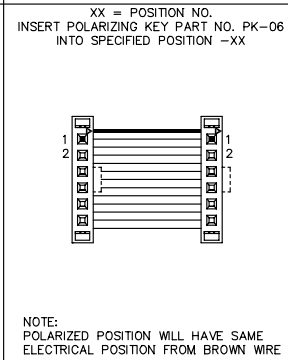
-M MIDDLE REVERSED



-O OUTSIDE REVERSED



-P"XX" POLARIZED MATING



PROPRIETARY NOTE
 THIS DOCUMENT CONTAINS INFORMATION CONFIDENTIAL AND PROPRIETARY TO SAMTEC INC. AND SHALL NOT BE REPRODUCED OR TRANSMITTED IN ANY FORM OR BY ANY MEANS, ELECTRONIC OR MECHANICAL, INCLUDING PHOTOCOPYING, RECORDING, OR BY ANY INFORMATION STORAGE AND RETRIEVAL SYSTEM, WITHOUT THE WRITTEN CONSENT OF SAMTEC INC.