

FOX MODEL: F5L-4G

14-PIN DIP PECL OSCILLATOR

FEATURES

- 5.0V Operation
- PECL Output
- 10 KH Low Noise Output
- Complementary Output

OPTIONS

- Single-Ended Output
- Pullup/Down Internal Resistors
- Various Pin Connections
- -5.2V PECL Voltage



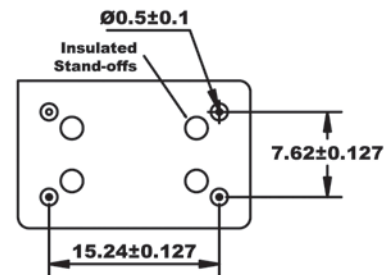
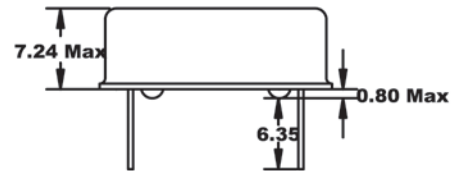
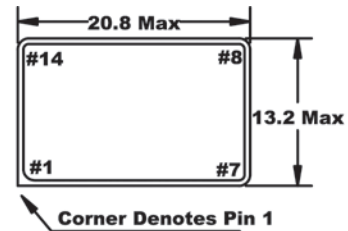
Discontinued

Quote it!

PART NUMBER SELECTION Learn More - Internet Required				
Part Number	Model Number	Frequency Stability ¹	Operating Temperature (°C)	Frequency Range (MHz)
161-Frequency-xxxxx	F5L-4G	±100PPM	-10 ~ +70	30.000 ~ 200.000
162-Frequency-xxxxx	F5L-4GR	±100PPM	-40 ~ +85	30.000 ~ 200.000
370-Frequency-xxxxx	F6L-4G	±50PPM	-10 ~ +70	30.000 ~ 200.000
189-Frequency-xxxxx	F6L-4GR	±50PPM	-40 ~ +85	30.000 ~ 200.000
207-Frequency-xxxxx	F7L-4G	±25PPM	-10 ~ +70	30.000 ~ 200.000
451-Frequency-xxxxx	F8L-4G	±20PPM	-10 ~ +70	30.000 ~ 200.000

Learn more about:
[Part Marking Identification](#)
[Mechanical Specification](#)
Internet required

ELECTRICAL CHARACTERISTICS	
PARAMETERS	MAX (unless otherwise noted)
Frequency Range (Fo)	30.000 ~ 200.000 MHz
Temperature Range	
Operating (TOPR)	-10°C ~ +70°C
Storage (TSTG)	-55°C ~ +125°C
Supply Voltage (VEE)	5.0V ± 10%
Input Current (IDD)	
30.000 ~ 170.000 MHz	50mA
170.000+ ~ 200.000 MHz	60mA
Output Symmetry (50% Vp-p Level)	40% ~ 60%
Rise Time (20% ~ 80% Vp-p) (TR)	
30.000 ~ 170.000 MHz	2.0nS
170.000+ ~ 200.000 MHz	1.5nS
Fall Time (80% ~ 20% Vp-p) (TF)	
30.000 ~ 170.000 MHz	2.0nS
170.000+ ~ 200.000 MHz	1.5nS
Output Voltage (VOL)	+3.05V ~ +3.42V
(VOH)	+4.00V ~ +4.45V
Output Load	50 Ω
Overlap Time (50% Vp-p (Complementary Only))	0.5nS
Start-up Time (Ts)	10mS



Pin Connection

- #1 Output 1 #8 Output 2
 #7 GND #14 +5.0V

All dimensions are in millimeters.

¹ Inclusive of 25°C tolerance, operating temperature range, input voltage change, load change, aging, shock, and vibration.

All specifications subject to change without notice. Rev. 6/1/04