

Coaxial Ribbon Cable Receptacle Connector Kits and Custom Cable Assemblies

AMP Receptacle Connector Kits are available individually or may be purchased as part of a custom made cable assembly.

Receptacle connectors are available to accept 50, 75 and 93 ohm coaxial ribbon cables shown on page 3. These connectors may be used in conjunction with the discrete coaxial connectors and contacts shown on page 6 to form made-to-order cable assemblies.

When ordering cable assemblies using receptacle connectors, be sure to specify preferred orientation of signals and grounds. Standard termination consists of connectors oriented with signal side up on one end and ground side up on the opposite end. If specified, signal side can be oriented up on both ends (i.e. crossover termination).

Material and Finish

Housing—Black thermoplastic, 94V-0 Rated

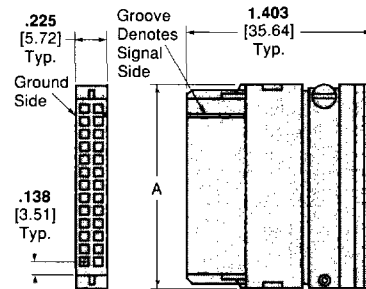
Contacts—Beryllium copper with .000030 [0.00076] select gold plate in contact area over .000030 [0.00076] nickel plate.

Related Product Data

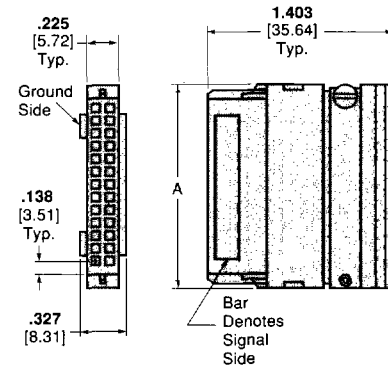
Standard and Positive Lock Receptacles mate with — AMP-LATCH Universal Ejection Headers, see Catalog 82012

Mounting Flange and Detent Latch Receptacles mate with — AMPMODU Shrouded Double Row Headers, see Catalog 82187

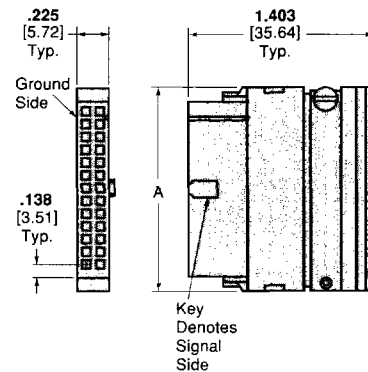
Cable Assembly Proposal and Ordering Forms — pages 10 and 11
Mounting Hardware — page 9



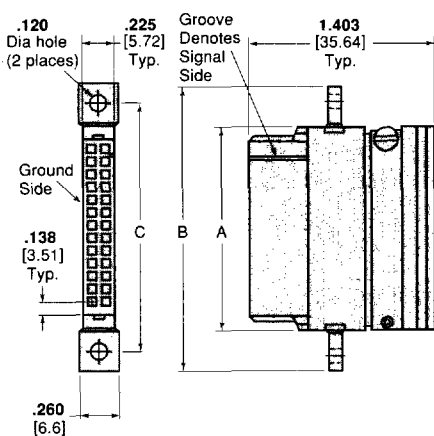
Standard



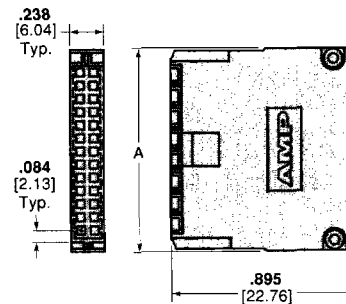
Detent Latching



Positive Locking



Mounting Flanges



Low Profile

Coaxial Ribbon Cable Receptacle Connector Kits and Custom Cable Assemblies (Continued)

Receptacle Connector Kits

No. of Coaxial Pos.	Dimensions			Connector Kit Part Numbers ¹				Strain Relief Clamps		Crimper Assembly ² for Tool No. 220144-1 ⁴
	A	B	C	Standard	Detent Latching	Positive Locking	Mounting Flanges ³	Plastic	Metal	
4	.686 17.42	—	—	226634-1	226733-1	221327-1	—	X	—	220155-4
5	.786 19.96	1.426 36.22	1.102 27.99	226633-1	226733-2	221327-2 ⁴	226651-5	X	—	220155-5
10	1.286 32.66	1.926 48.92	1.602 40.69	226476-1	226733-7	221327-4	1-226651-0	—	X	1-220155-0
13	1.586 40.28	2.226 56.54	1.902 48.31	226477-1	1-226733-0	221327-5	1-226651-3	—	X	1-220155-3
17	1.986 50.44	2.626 66.70	2.302 58.47	226478-1	1-226733-4	221327-6	1-226651-7	—	X	1-220155-7
20	2.286 58.06	2.926 74.32	2.602 66.09	226305-1	1-226733-7	221327-7	2-226651-0	—	X	2-220155-0
25	2.786 70.76	3.426 87.02	3.102 78.79	226479-1	2-226733-2	221327-8	2-226651-5	—	X	2-220155-5

¹Connector Kit includes: receptacle loaded with contacts, 2 cable strain relief clamps with foam insulators (screws are included with metal clamps).

²Crimper assembly includes dies and comb.

³See page 8 for mating header part number tables.

⁴See page 9 for mounting hardware.

⁵Minimum quantity order may be required.

Note: Keying plug (for all receptacles) is available, order Part Number 86286-1...

Receptacle Tool

This hand operated application tool is used to terminate coaxial ribbon cable to AMP Coaxial Ribbon Cable Receptacle Connectors. In addition, each size connector requires a corresponding crimper assembly. See above chart for proper crimper assembly sizes and part numbers.

For termination and stripping information request AMP Instruction Sheet IS 2577.



Part No. 220144-1