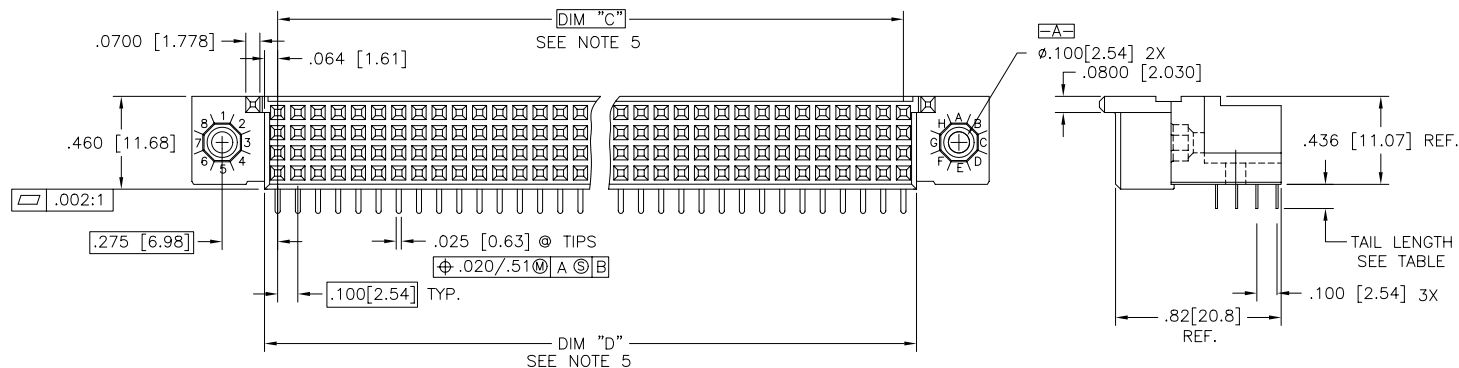
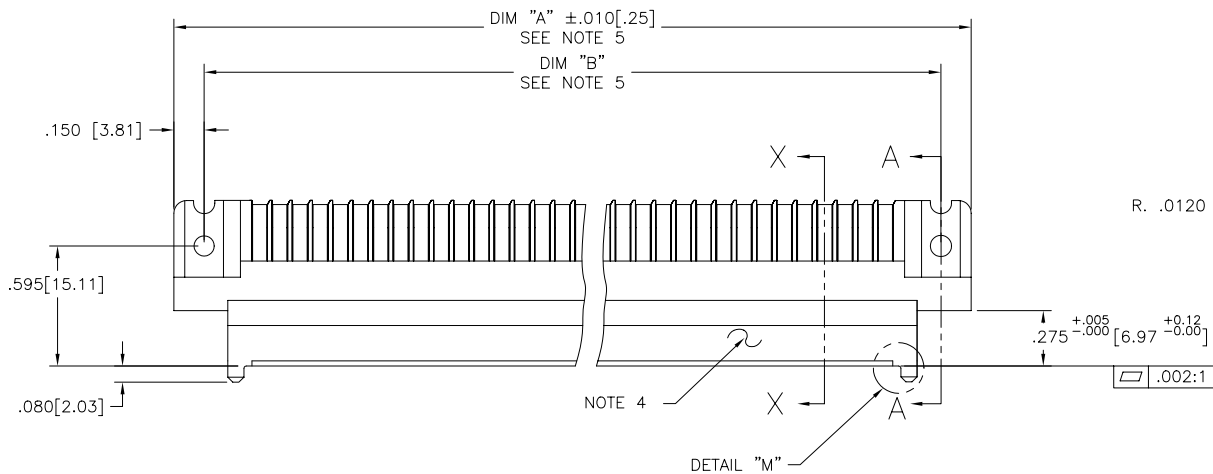




FCIconnect.com

Copyright FCI

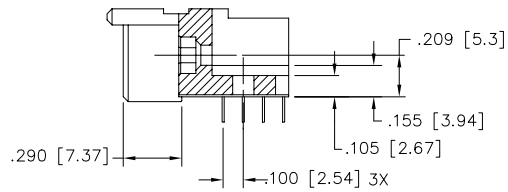
PRODUCT NUMBER  
SEE TABLE



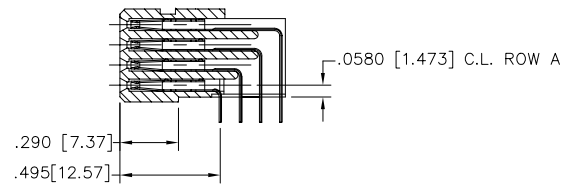
mat'l. code SEE NOTE 3		surface ISO 1302 <input checked="" type="checkbox"/>		tolerance ISO 406 ISO 1101		projection 		product family HPC	
ltr	ecn	no	dr	date	tolerances unless otherwise specified		INCH/MM	title	
C	v40839	GIP	5/04/94	angles	linear	.xx $\pm 0.1/3$		4 ROW R/A RECEPTACLE	
D	v60781	GIP	5/16/96			.xxx $\pm 0.05/.13$	SOLDER TAIL W/NIBS, 0 G.P.		
E	v00293	JWS	2/07/00	$\sigma \pm 2'$		.xxxx $\pm 0.020/.051$	scale 1:1		
F	v05-0969	DAI	10/25/05	dr	G. PETERS	9/19/93		dwg no	
G	M06-0261	AEA	5/10/06	enr	S. CLARK	9/19/93		sheet 1 of 3 size	
				chr	S. CLARK	12/13/93		50736 A3	
				appd	S. CLARK	12/14/93	type Product Customer Drawing		
sheet index	revision sheet	G	G	G	G	G			
		1	2	3					

form: A3

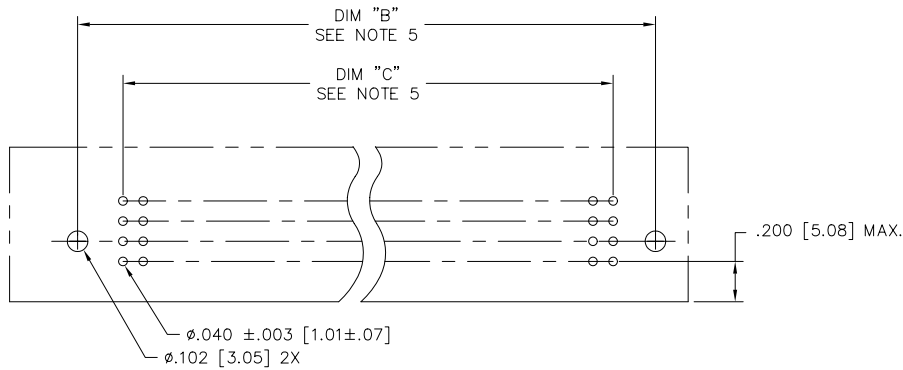
PRODUCT NUMBER  
SEE TABLE



SECTION A-A



SECTION X-X



RECOMMENDED PCB LAYOUT  
ALL HOLES LOCATED ON .100[2.54] GRID  
UNLESS OTHERWISE SPECIFIED.

mat'l. code SEE NOTE 3		surface ISO 1302 ✓		tolerance ISO 406 ISO 1101		projection ⊕		product family HPC	
ltr		ecn no		dr		date		tolerances unless otherwise specified	
G								.xx ±.01/.3 .xxx ±.005/.13 .xxxx ±.0020/.051	
								INCH/MM	
								scale 1:1	
				dr		G. PETERS		9/19/93	
				enr		S. CLARK		9/19/93	
				chr		S. CLARK		12/13/93	
				appd		S. CLARK		12/14/93	
sheet index		revision sheet							
								title 4 ROW R/A RECEPTACLE SOLDER TAIL W/NIBS, 0 G.P.	
								dwg no 50736	
								sheet 2 of 3 size A3	
								type Product Customer Drawing	



Copyright FCJ

