



DATA SHEET

MMBD770WS

SURFACE MOUNT SCHOTTKY DIODES

VOLTAGE 70 Volts **POWER** 200mA

FEATURES

- Extremely low minority carrier lifetime
- Low capacitance (0.4pF @ 20V typical)
- Low reverse leakage (30nA @ 35V typical)
- Surface mount package ideally suited for automatic insertion
- In compliance with EU RoHS 2002/95/EC directives

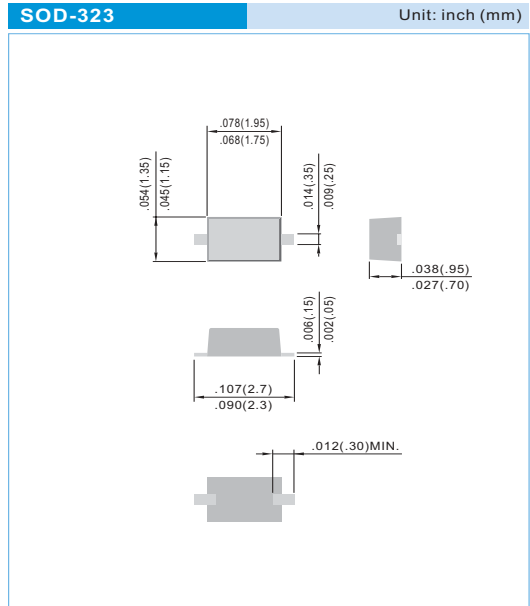
MECHANICAL DATA

Case: SOD-323, Plastic

Terminals: Solderable per MIL-STD-750, Method 2026

Approx. Weight: 0.0048 gram

Marking : 770



MAXIMUM RATINGS AND ELECTRICAL CHARACTERISTICS

Ratings at 25°C ambient temperature unless otherwise specified.

Single phase, half wave, 60 Hz, resistive or inductive load.

For capacitive load, derate current by 20%.

PARAMETER	SYMBOL	VALUE	UNIT
Maximum Reverse Voltage	V_R	70	V
Peak Reverse Voltage	V_{RRM}	70	V
Continuous Forward Current	I_F	0.25	A
Power Dissipation ⁽¹⁾	P_{TOT}	180	mW
Thermal Resistance , Junction to Ambient ⁽¹⁾	R_{QJA}	556	/W
Junction Temperature	T_J	-55 to 125	
Storage Temperature	T_{STG}	-55 to 150	

Notes : 1. FR-4 Board = 70 x 60 x 1mm.

ELECTRICAL CHARACTERISTICS ($T_A=25^\circ\text{C}$, unless otherwise noted)

PARAMETER	SYMBOL	TEST CONDITION	MIN.	TYP.	MAX.	UNIT
Reverse Breakdown Voltage	$V_{(BR)}$	$I_R=10\mu\text{A}$	70	-	-	V
Reverse Current	I_R	$V_R=35\text{V}$	-	-	0.2	μA
Forward Voltage	V_F	$I_F=1\text{mA}$ $I_F=10\text{mA}$	-	-	0.5 1.0	V
Typical Capacitance	C_T	$V_R=20\text{V}, f=1\text{MHz}$	-	-	1.0	pF



CHARACTERISTIC CURVES

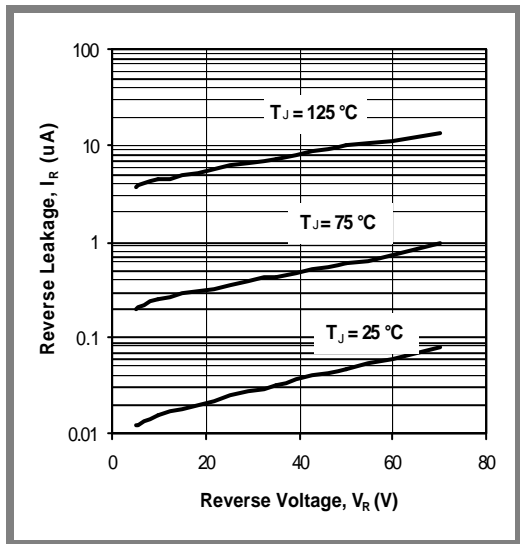


Fig. 1. Typical Reverse Leakage

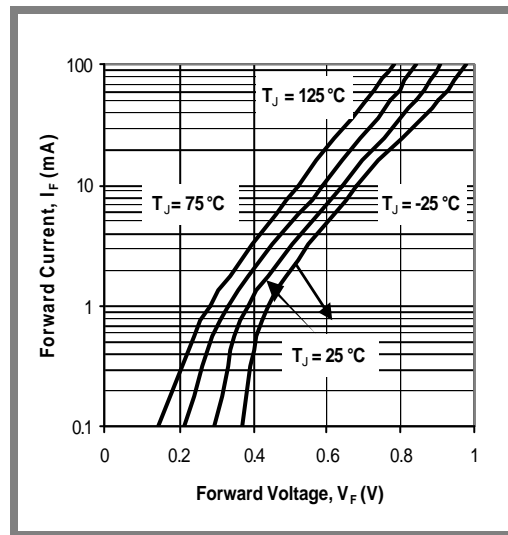


Fig. 2. Typical Forward Voltage

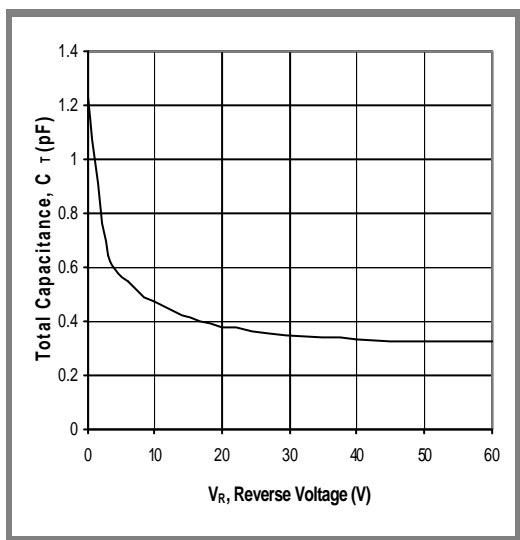
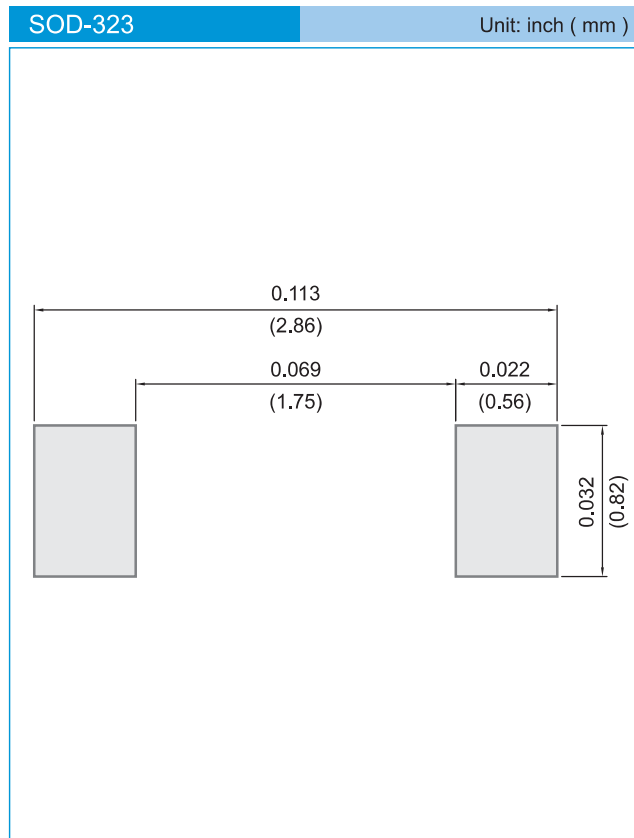


Fig. 3. Typical Total Capacitance



MOUNTING PAD LAYOUT



ORDER INFORMATION

- Packing information
 - T/R - 12K per 13" plastic Reel
 - T/R - 5K per 7" plastic Reel

LEGAL STATEMENT

Copyright PanJit International, Inc 2009

The information presented in this document is believed to be accurate and reliable. The specifications and information herein are subject to change without notice. Pan Jit makes no warranty, representation or guarantee regarding the suitability of its products for any particular purpose. Pan Jit products are not authorized for use in life support devices or systems. Pan Jit does not convey any license under its patent rights or rights of others.