


Zero-Phase Current Transformers ZCT



Outline

The ZCT Series of compact molded-type zero-phase current transformers is ideal for improving the sensitivity, compactness and light weight of electric shock prevention earth leakage breakers.

Features

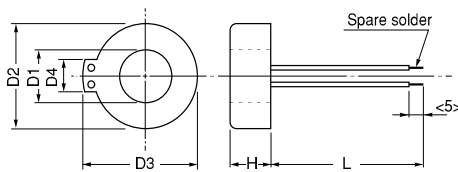
- High sensitivity.
- Compact and light weight.
- Laminated iron core type.

Applications

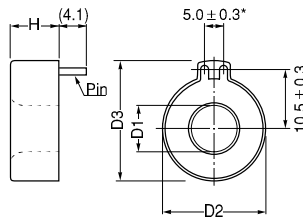
- Electric shock prevention earth leakage breakers.
- Short circuit relays.

Shape and Dimensions

● MR-1,2,3,4



● MR-1-P5



Product name	Each part's dimensions (mm)					
	D1 (min)	D2 (max)	D3 (max)	D4	H (max)	L (±3.0)
MR-1	7.3	19.5	22.3	(5.0)	8.3	40.0
MR-2	8.5	22.0	25.0	(5.0)	8.3	80.0
MR-3	11.0	28.0	30.5	(6.0)	10.5	67.0
MR-4	16.5	32.0	34.5	(7.0)	10.8	67.0
MR-1-P5	7.4	19.3	21.8	(8.0)	8.5	—

Pin : $\phi 0.8$ mm Pin connectors.

* Pin root diameter.

Specifications

Product name	Output voltage (mV) min.	Temperature characteristics (-20°C to 80°C) (%) max.	Overinput characteristics (After DC5A input) (%) max.	Measurement conditions	(Ref.) Rated current for leakage breaker (A)	Remarks
MR-1	8	-10 to +10	10	f=60Hz R=300 Ω I _o =22.5 mA	30	Compliance to RoHS directive
MR-2					30	
MR-3					60	
MR-4					125	
MR-1-P5					30	

Notes1: We can accommodate other specifications as well, so please ask if required.

R : Load resistance, I_o = I_o : Detection current

Notes2: As rated current may vary depending on mounting condition, it is necessary to check its value after the actual mounting on to the component.



- All specifications in this catalog and production status of products are subject to change without notice. Prior to the purchase, please contact NEC TOKIN for updated product data.
- Please request for a specification sheet for detailed product data prior to the purchase.
- Before using the product in this catalog, please read "Precautions" and other safety precautions listed in the printed version catalog.

Before Using Zero-Phase Current Transformers ZCT

- Strong shocks such as from being dropped may change the characteristics. Take care to avoid any subjecting the transformers to physical shocks.
- Do not use the current transformer opened between secondary output terminals.
In the worst case, heat build-up in the magnetic core may occur, resulting in damages to the parts by the melting of coil due to this heat.
- ZCT can be used as current transformer. In this case, please request us for data.



- All specifications in this catalog and production status of products are subject to change without notice. Prior to the purchase, please contact NEC TOKIN for updated product data.
- Please request for a specification sheet for detailed product data prior to the purchase.
- Before using the product in this catalog, please read "Precautions" and other safety precautions listed in the printed version catalog.