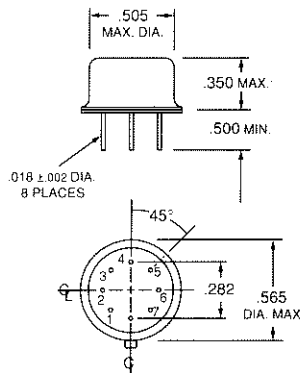
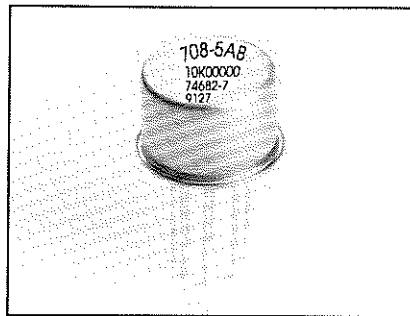


Vectron International  
 100 Watts Street  
 Mt. Holly Springs, PA 17065

## 245 Hz to 60 MHz, TTL Oscillator Model 708

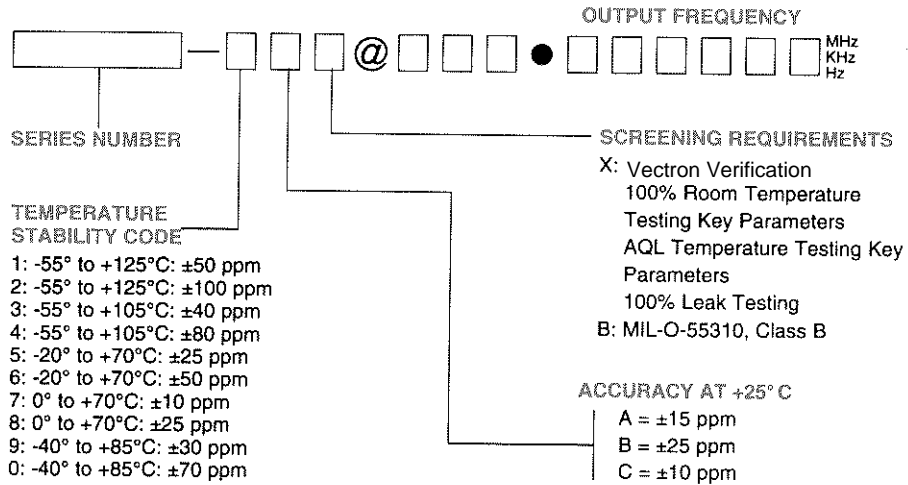
PIN NO.	FUNCTION
4	GND/CASE
5	OUTPUT
8	VCC
All other Pins, N.C.*	

- 8 pin TO-8 style oscillator
- Generic equivalent of MIL-O-55310/10
- Spectrum equivalent #7181



Frequency Range	Input Current at 5.25 V	Rise & Fall Time (.8 and 2.0 V)	Duty Cycle @ 1.4 V	Unit Loads
	mA	ns	percent	max
245 Hz to 500 kHz	20	15	45 to 55	10TTL
>500 kHz to 12.0 MHz	40	15	45 to 55	10TTL
>12.0 MHz to 24.0 MHz	20	5	40 to 60	10TTL
>24.0 MHz to 60.0 MHz	40	5	40 to 60	6TTL

## ORDERING INFORMATION (HOW TO SPECIFY CLOCK OSCILLATORS)



**Example:**

741-1AB @ 10.000000 MHz

This is a series 741, 14 Pin DIP Oscillator, with an output frequency of 10.000000 MHz, temperature stability of ±50 ppm over -55°C to +125°C, initial accuracy of ±15 ppm, and tested to Class B of MIL-O-55310.

STANDARD ENVIRONMENTALS	
Vibration	MIL-STD-202, Method 204, Condition G (30 G, 10 Hz-2000Hz)
Shock	MIL-STD-202, Method 213, Condition I (100 G, 6 MS, Sawtooth)
Acceleration	MIL-STD-883, Method 2001, Condition A (5000 G's, Y1 Plane)
Temperature Cycling	MIL-STD-883, Method 1010, Condition B
Thermal Shock	MIL-STD-883, Method 107, Condition B
Solderability	MIL-STD-202, Method 208
Leak Test (Fine & Gross)	MIL-STD-883, Method 1014, Condition A1 & C1

**Aging**

Vectron Clock oscillators have aging of +5 ppm the first year and +3 ppm per year thereafter.

**START UP TIME**

10 ms max

Vectron can assign a unique part number to meet your requirements. Contact factory for special requirements and other options not found on standard parts.