


**Straight through hole type male connector for PCB**  
**DIC-149( )-( )P[Z-149( )-( )P]**

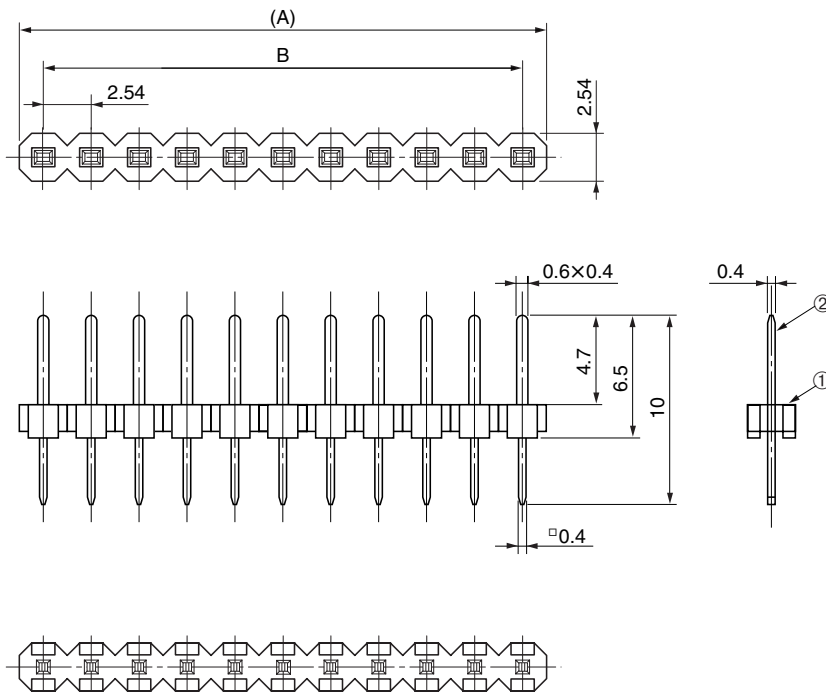


● Configuration of product Part No.

**DIC-149 ( )- ( )P**

①                      ②                      ③

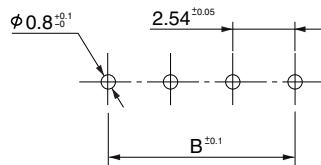
- ① Series name
- ② Contact plating  
 Blank: Min. 0.7 μm Gold plate  
 A : Min. 0.4 μm Gold plate  
 B : Min. 0.2 μm Gold plate  
 C : Min. 0.76 μm Gold plate  
 E : Min. 0.1 μm Gold plate
- ③ No. of contacts: 1–24



● Dimensions

Part No.	A	B
DIC-149( )-1P	2.54	-
DIC-149( )-2P	5.08	2.54
DIC-149( )-3P	7.62	5.08
DIC-149( )-4P	10.16	7.62
DIC-149( )-5P	12.70	10.16
DIC-149( )-6P	15.24	12.70
DIC-149( )-7P	17.78	15.24
DIC-149( )-8P	20.32	17.78
DIC-149( )-9P	22.86	20.32
DIC-149( )-10P	25.40	22.86
DIC-149( )-11P	27.94	25.40
DIC-149( )-12P	30.48	27.94
DIC-149( )-13P	33.02	30.48
DIC-149( )-14P	35.56	33.02
DIC-149( )-15P	38.10	35.56
DIC-149( )-16P	40.64	38.10
DIC-149( )-17P	43.18	40.64
DIC-149( )-18P	45.72	43.18
DIC-149( )-19P	48.26	45.72
DIC-149( )-20P	50.80	48.26
DIC-149( )-21P	53.34	50.80
DIC-149( )-22P	55.88	53.34
DIC-149( )-23P	58.42	55.88
DIC-149( )-24P	60.96	58.42

Since these products are supplied to customers by cutting off to the specified number of contacts, both sides of the insulator may have cutaway surfaces.



Recommended PCB layout

● Components

①	Insulator
②	Contact

Mating connectors: DIC series Shunt plug for 0.6×0.4 mm square contact