



Tous droits strictement reserves. Reproduction ou communication a des tiers interdite sous quelque forme que ce soit sans autorisation écrite du propriétaire. Propriete de c FCI. Droits de reproduction FCI.

All rights strictly reserved. Reproduction or issue to third parties in any form whatever is not permitted without written authority from the proprietor. Property of FCI. Copyright FCI.

PRODUCT NUMBER
SEE TABLE

M2.5 OVAL HEAD SCREWS



PLUG ASSEMBLY:
WITH or WITHOUT PCB
SEE CHART ON SHEET 5.

M2.5 THUMBSCREWS
SEE NOTE 5

CABLE COLLAR:
3 SIZES AVAILABLE
SEE APPLICATION SPECIFICATION
GS-20-026 TO SELECT THE
CORRECT SIZE FOR THE DIAMETER
OF CABLE.

THUMBSCREW COVERS

TOLERANCES UNLESS OTHERWISE SPECIFIED		rev	ecn no	dr	date
LINEAR	0.X	±.3	A	V03-0936	GIP 08/21/03
	0.XX	±.10	B	V03-1084	DAI 11/14/03
	0.XXX	±.050	C	V04-0016	DAI 02/11/04
ANGULAR	0°	±2°	D	V04-0508	DAI 06/16/04
			E	V04-1005	DAI 10/6/04
			F	V05-0064	TAB 03/07/05
			G	V05-0543	TAB 06/29/05

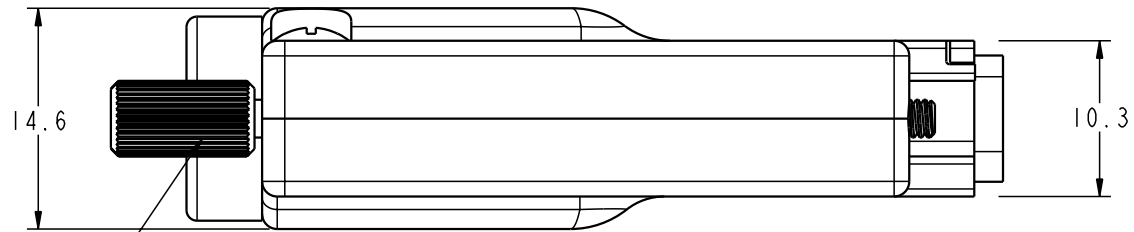
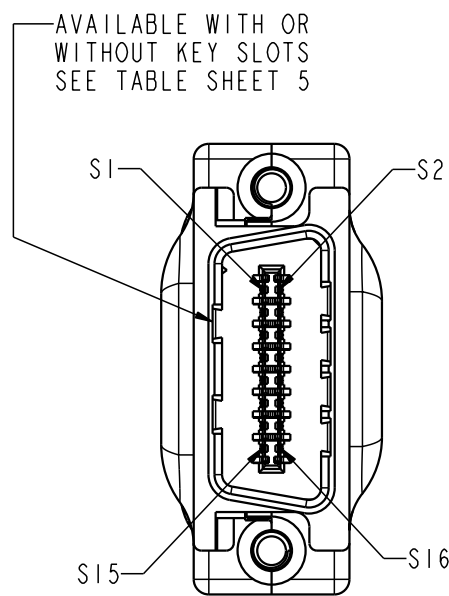
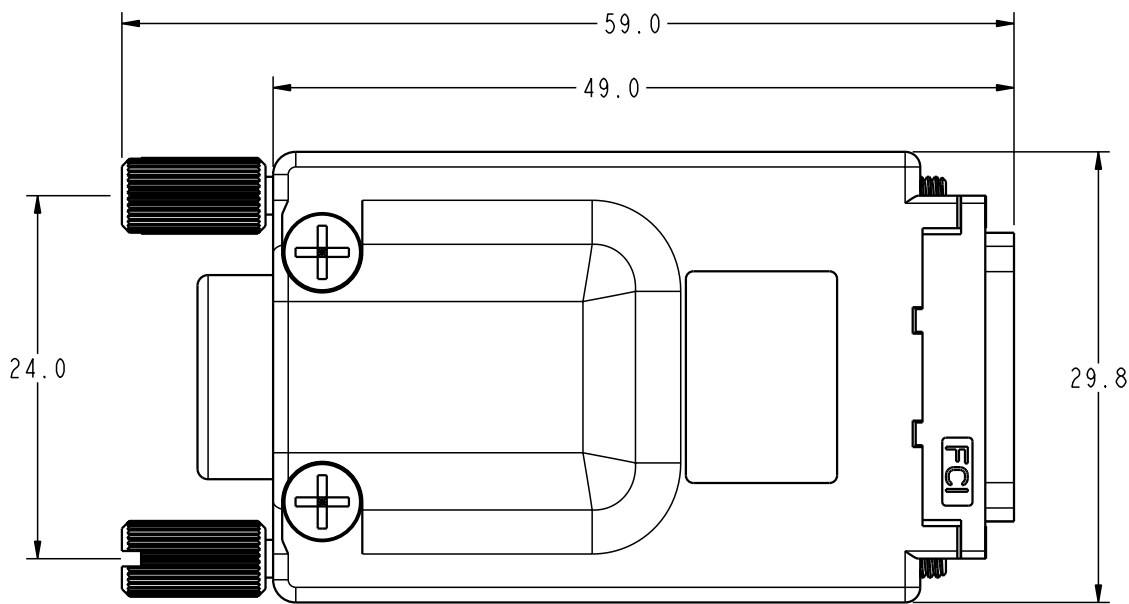
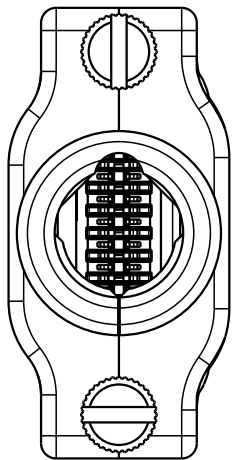
<div><div><div>A</div><div>FCI</div></div><div>www.fciconnect.com</div></div>			<div>surface 3.2</div> <div>ASME Y14.5</div>		<div>tolerance</div> <div>ASME Y14.5</div>		<div>projection</div> <div></div>		<div>MM</div> <div></div>	
Dr	G.PETERS	08/21/03	Product family			EyeMax (TM)	size	A4	Scale	
Eng	D.BRANN	08/21/03	Spec ref			-				
Chr	D.BRANN	08/21/03	Material			SEE NOTES	ECN	V05-0543		
Appr	D.BRANN	08/21/03								
title						4X THUMBSCREW PLUG KIT		dwg no	10013923	Rev.
						EYEMAX(tm)				
catalog no						-		CUSTOMER		sheet 1 of 6



All rights strictly reserved. Reproduction or issue to third parties in any form whatever is not permitted without written authority from the proprietor. Property of FCI. Copyright FCI.

Tous droits strictement réservés. Reproduction ou communication à des tiers interdite sous quelque forme que ce soit sans autorisation écrite du propriétaire. Propriété de FCI. Droits de reproduction FCI.

PRODUCT NUMBER
SEE TABLE



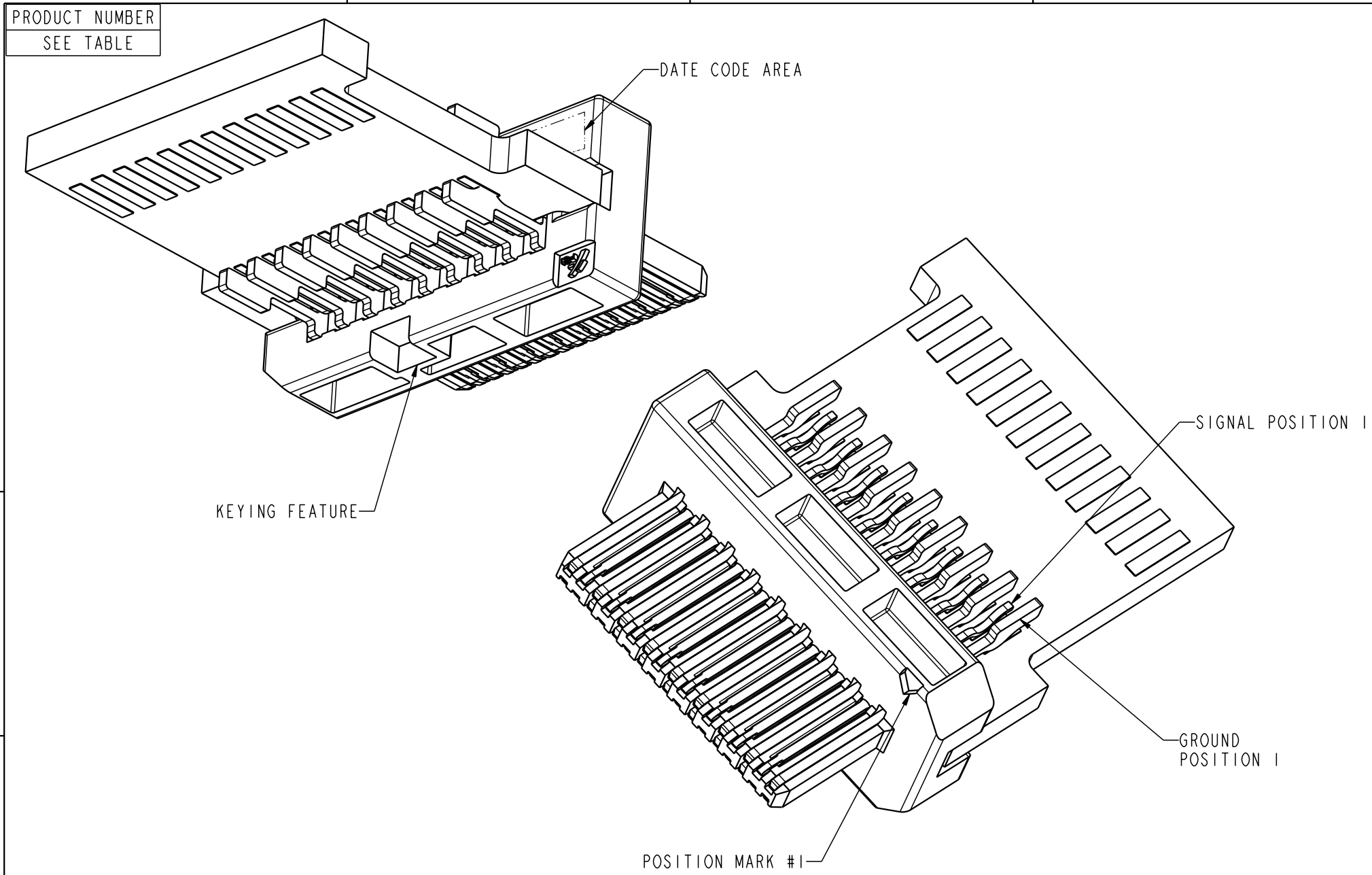
SEE NOTE 5

title	4X THUMBSCREW PLUG KIT		dwg no	10013923		Rev.	G
	EYEMAX(tm)						
catalog no			-	CUSTOMER	sheet 2 of 6		



Tous droits strictement reserves. Reproduction ou communication a des tiers interdite sous quelque forme que ce soit sans autorisation écrite du propriétaire. Propriete de c FCI. Droits de reproduction FCI.

All rights strictly reserved. Reproduction or issue to third parties in any form whatever is not permitted without written authority from the proprietor. Property of FCI. Copyright FCI.

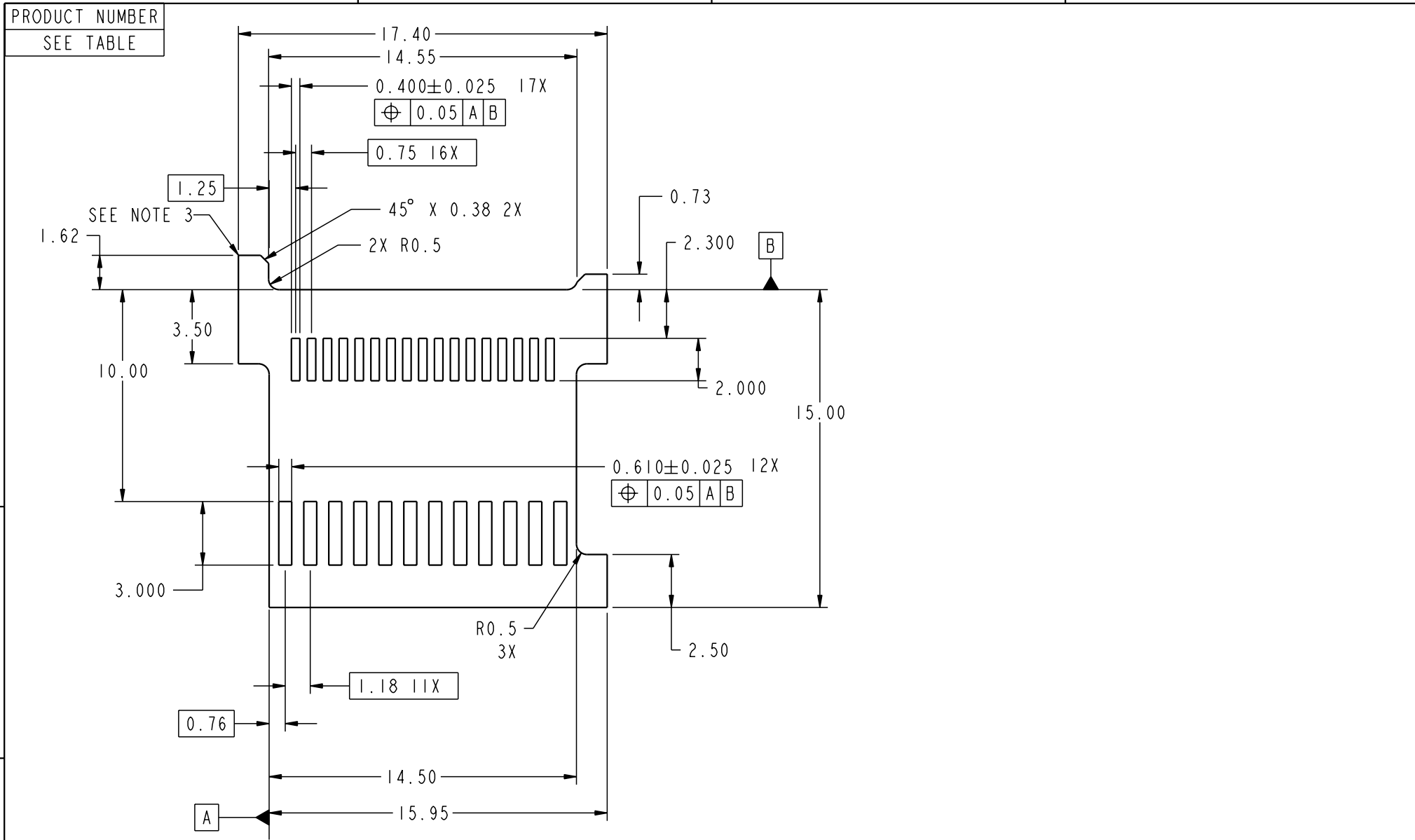


title	4X THUMBSCREW PLUG KIT		dwg no	10013923		Rev.	G
	EYEMAX(tm)						
catalog no			-		CUSTOMER		

Tous droits strictement réservés. Reproduction ou communication à des tiers interdite sous quelque forme que ce soit sans autorisation écrite du propriétaire. Propriété de c FCI. Droits de reproduction FCI.



All rights strictly reserved. Reproduction or issue to third parties in any form whatever is not permitted without written authority from the proprietor. Property of FCI. Copyright FCI.



RECOMMENDED 4X PCB LAYOUT

title	4X THUMBSCREW PLUG KIT		dwg no	10013923		Rev.	G
	EYEMAX(tm)						
catalog no			-		CUSTOMER		



Tous droits strictement reserves. Reproduction ou communication a des tiers interdite sous quelque forme que ce soit sans autorisation écrite du propriétaire. Propriete de c'FCI. Droits de reproduction FCI.

All rights strictly reserved. Reproduction or issue to third parties in any form whatever is not permitted without written authority from the proprietor. Property of FCI. Copyright FCI.

1		2	3	4
PRODUCT NUMBER	WITH KEY SLOTS	DESCRIPTION		
10013923-001	YES	PLUG KIT WITH UNEQUALIZED P1 PCB		
10013923-002	YES	PLUG KIT WITHOUT PCB		
10013923-003	YES	PLUG KIT WITH EQUALIZED P1 PCB WITHOUT COMPONENTS		
10013923-004	YES	PLUG KIT WITH EQUALIZED P1 PCB WITH COMPONENTS		
10013923-011	NO	PLUG KIT WITH UNEQUALIZED P1 PCB		
10013923-012	NO	PLUG KIT WITHOUT PCB		
10013923-013	NO	PLUG KIT WITH EQUALIZED P1 PCB WITHOUT COMPONENTS		
10013923-014	NO	PLUG KIT WITH EQUALIZED P1 PCB WITH COMPONENTS		
10013923-101	YES	PLUG KIT WITH UNEQUALIZED P2 PCB		
10013923-103	YES	PLUG KIT WITH EQUALIZED P2 PCB WITHOUT COMPONENTS		
10013923-104	YES	PLUG KIT WITH EQUALIZED P2 PCB WITH COMPONENTS		
10013923-111	NO	PLUG KIT WITH UNEQUALIZED P2 PCB		
10013923-113	NO	PLUG KIT WITH EQUALIZED P2 PCB WITHOUT COMPONENTS		
10013923-114	NO	PLUG KIT WITH EQUALIZED P2 PCB WITH COMPONENTS		

13.50

9.50

R0.30

RECOMMENDED CUSTOMER LABEL SIZE

* ADD LF TO PRODUCT NUMBERS FOR LEAD FREE SOLDER TAILS
EXAMPLE: 10013923-001LF

title	4X THUMBSCREW PLUG KIT		dwg no	10013923		Rev.	G
	EYEMAX(tm)						
catalog no		-	CUSTOMER		sheet 5 of 6		

Tous droits strictement reserves. Reproduction ou communication a des tiers interdite sous quelque forme que ce soit sans autorisation écrite du propriétaire. Propriete de c FCI. Droits de reproduction FCI.



All rights strictly reserved. Reproduction or issue to third parties in any form whatever is not permitted without written authority from the proprietor. Property of FCI. Copyright FCI.

PCB NOTES:

- 1. PADS ON BOTH SIDES OF PCB.
- 2. DIMENSIONS APPLY TO BOTH SIDES OF PCB LOCATED FROM DATUMS A & B.
- 3. EXTENSIONS SHOULD NOT BE USED TO LOCATE SOLDER TAILS TO SOLDER PADS ONLY AS AID IN ASSEMBLY BY LIMITING TOP TO BOTTOM MOVEMENT OF PCB.
- 4. PCB THICKNESS: 1.57mm (.062").

LEAD FREE NOTES:

- 1. IF LEAD FREE PART NUMBER, THE HOUSING WILL WITHSTAND EXPOSURE TO 260°C PEAK TEMPERATURE FOR 10 SECONDS IN A WAVE SOLDER APPLICATION WITH A 1.60mm THICK CIRCUIT BOARD.
- 2. PACKAGING OF LEAD FREE PRODUCTS MEETS LABELING AND PACKAGING SPECIFICATION GS-14-920.
- 3. LEAD FREE PRODUCTS MEET EUROPEAN UNION DIRECTIVES AND OTHER COUNTRY REGULATIONS AS DESCRIBED IN GS-22-008.

NOTES:

- 1. PACKAGING SPECIFICATION: GS-14-794
- 2. APPLICATION SPECIFICATION: GS-20-026 FOR PADDLE CARD AND CABLE TERMINATION DETAILS. FOR EASE OF WIRE MANAGEMENT, A P1 ASSEMBLY IS RECOMMENDED ON ONE END OF THE CABLE AND A P2 ASSEMBLY ON THE OTHER END.
- 3. PRODUCT SPECIFICATION: GS-12-209
- 4. MATERIAL:
 - CONTACTS: COPPER ALLOY WITH Au OVER Ni PLATING IN THE CONTACT AREA AND SOLDER TAIL PLATING: TIN-LEAD UNLESS THE PART NUMBER ENDS IN LF. FOR A PART THAT ENDS IN LF (LEAD FREE), 2um MIN MATTE TIN OVER 1.27um MIN Ni UNDERPLATING.
 - HOUSING: HIGH TEMPERATURE THERMOPLASTIC, UL 94V-0 RATED, SUITABLE FOR REFLOW SOLDERING.
 - SHELLS: ZINC WITH NICKEL PLATING AND COPPER UNDERPLATING.
 - CABLE COLLAR: THERMOPLASTIC
 - THUMB SCREWS, OVAL HD. SCREWS: STAINLESS STEEL
- 5. RECOMMENDED MAXIMUM TORQUE FOR ATTACHING THUMBSCREW TO MATING RECEPTACLE: 0.225 N-m (2.0 lbf-in).
- 6. MATES WITH RECEPTACLE 10009629.
- 7. PLUG ASSEMBLIES, COVER ASSEMBLY KITS (10021736) AND CABLE COLLARS (10007239) CAN BE PURCHASED AS SEPERATE ITEMS. PLUG ASSEMBLY DRAWINGS: ARE 58443-NO PCB, 58638-UNEQUALIZED, 10026692-EQUALIZED.

title	4X THUMBSCREW PLUG KIT		dwg no	10013923		Rev.	G
	EYEMAX(tm)						
catalog no		-	CUSTOMER		sheet 6 of 6		