DIRFRD006

REVISION RECORD				
REV	ECO	DESCRIPTION	DRFT	CHKD

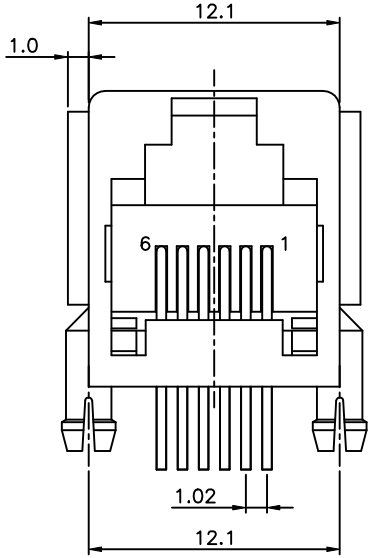

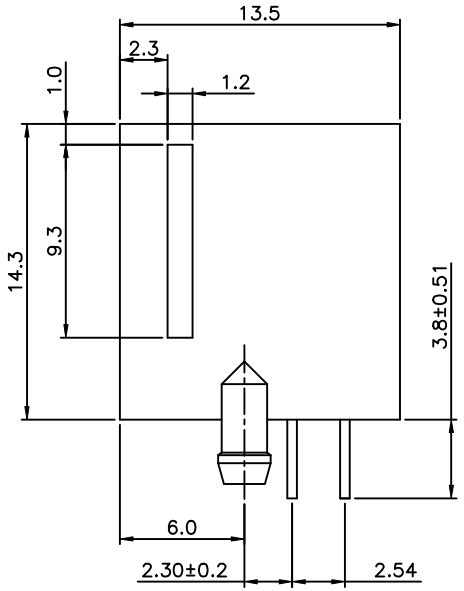

NOTES:

ELECTRICAL:

1. VOLTAGE RATING : 125 VAC RMS.
2. CURRENT RATING : 1.5 AMP.
3. CONTACT RESISTANCE : 30 MILLIOHMS MAX.
4. INSULATION RESISTANCE: 1000 MEGOHMS MIN @ 500 VDC.
5. DIELECTRIC STRENGTH : 1000 VAC RMS 60Hz, 1MIN.

MECHANICAL:

1. HOUSING MATERIAL : PBT+30%.G.F UL 94V-0.
2. CONTACT MATERIAL : PHOSPHOR BRONZE ø0.46mm.
3. PLATING : GOLD PLATING OVER NICKEL.
4. OPERATING LIFE : 750 CYCLES MIN.
5. PCB RETENTION PRE-SOLDER : 1 LB MIN.
6. PCB RETENTION POST-SOLDER: 10 LBS MIN.

ENVIRONMENTAL:

1. STORAGE : -40°C TO +85°C.
2. OPERATION: 0°C TO 70°C.
3. WAVE SOLDERING TEMPERRATURE: 230~250° (3~5) SECONDS

MATES WITH MODULAR PLUG CONFORMING TO FCC PART 68, SUBPART F.

CUL FILE NO. E163191

PART NUMBER: E556X-20L5XX-L

NO. OF CONTACT
2-2 CONTACTS
4-4 CONTACTS
6-6 CONTACTS

1- 3u" 2- 6u" 3-15u"
4-30u" 5-50u" 6-Pd20u"

1-W/PANEL STOP
2-W/O PANEL STOP

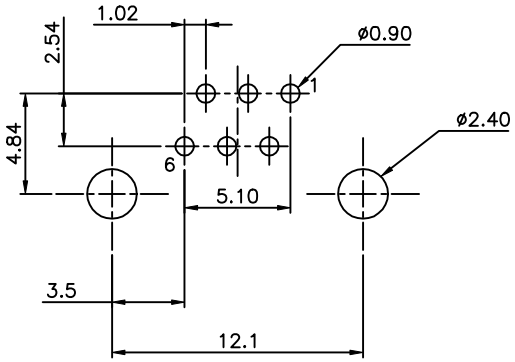

PC Board Layout Component Side Shown

MM (INCH)	DFTO YACAN	DATE 03/28/05	FULL RISE ELECTRONIC CO., LTD
TOLERANCES EXCEPT AS NOTED	CHKD QIANPU	DATE 2005/3/28	
MM .0 ±0.2 ± .00 ±0.15 ± .000 ±0.075 ±	MFO	DATE	TITLE
	APPV LLUSHENG	DATE 2005/3/28	MINI L/P SIDE ENTRY PCB JACK 6P
ANGLES ± 0.5	MATERIAL :		DRAWING NO. GE553029-LC / PART NO. SEE NOTE
	QT'Y :		SIZE A3
THIRD ANGLE PROJECTION	FINISH :		REV 03/28/05 0
DETACHED LISTS	SCALE : 4 : 1		DO NOT SCALE DRAWING / SHEET OF