


**NEW!**

Shielded Power Inductors – XFL2006



- Lowest profile, ultra-miniature, shielded power inductor
- Soft saturation makes them ideal for VRM/VRD applications.

Core material Composite

Environmental RoHS compliant, halogen free

Terminations RoHS compliant tin-silver-copper over tin over nickel over silver. Other terminations available at additional cost.

Weight 12 – 13 mg

Ambient temperature –40°C to +90°C with Irms current, +90°C to +130°C with derated current

Storage temperature Component: –40°C to +130°C.
T&R packaging: –40°C to +80°C

Resistance to soldering heat Max three 40 second reflows at +260°C, parts cooled to room temperature between cycles

Moisture Sensitivity Level (MSL) 1 (unlimited floor life at <30°C / 85% relative humidity)

Failures in Time (FIT) / Mean Time Between Failures (MTBF)
38 per billion hours / 26,315,789 hours, calculated per Telcordia SR-332

Packaging 2000/7" reel; 7500/13" reel Plastic tape: 8 mm wide, 0.28 mm thick, 4 mm pocket spacing, 0.76 mm pocket depth

PCB washing Only pure water or alcohol recommended

Part number ¹	Inductance ² ±20% (µH)	DCR nom ³ (Ohms)	DCR max ³ (Ohms)	SRF typ ⁴ (MHz)	Isat (A) ⁵			Irms (A) ⁶	
					10% drop	20% drop	30% drop	20°C rise	40°C rise
XFL2006-102ME_	1.0	0.153	0.169	170	0.71	1.0	1.2	0.910	1.22
XFL2006-222ME_	2.2	0.278	0.306	110	0.49	0.69	0.78	0.710	0.950
XFL2006-332ME_	3.3	0.460	0.506	88	0.42	0.56	0.66	0.550	0.720
XFL2006-472ME_	4.7	0.665	0.732	68	0.31	0.44	0.52	0.500	0.660
XFL2006-562ME_	5.6	0.75	0.825	61	0.30	0.43	0.50	0.460	0.600
XFL2006-682ME_	6.8	0.92	1.02	57	0.26	0.35	0.41	0.400	0.520
XFL2006-822ME_	8.2	1.08	1.19	51	0.24	0.33	0.39	0.370	0.490
XFL2006-103ME_	10.0	1.27	1.40	45	0.24	0.31	0.37	0.345	0.440
XFL2006-153ME_	15.0	2.02	2.22	37	0.19	0.25	0.29	0.265	0.350
XFL2006-223ME_	22.0	2.78	3.06	30.5	0.150	0.205	0.240	0.235	0.305
XFL2006-333ME_	33.0	4.45	4.90	24.0	0.110	0.150	0.180	0.160	0.205
XFL2006-473ME_	47.0	5.60	6.16	19.5	0.090	0.130	0.155	0.155	0.205
XFL2006-563ME_	56.0	6.65	7.32	16.5	0.085	0.120	0.145	0.145	0.195
XFL2006-683ME_	68.0	8.50	9.35	16.0	0.080	0.115	0.135	0.115	0.155
XFL2006-823ME_	82.0	9.25	10.18	13.5	0.065	0.090	0.115	0.125	0.165
XFL2006-104ME_	100.0	11.10	12.25	13.0	0.065	0.090	0.115	0.100	0.135

1. When ordering, please specify **packaging** code:

XFL2006-823ME C

Packaging: C = 7" machine-ready reel. EIA-481 embossed plastic tape (2000 parts per full reel).

B = Less than full reel. In tape, but not machine ready.

To have a leader and trailer added (\$25 charge), use code letter C instead.

D = 13" machine-ready reel. EIA-481 embossed plastic tape. Factory order only, not stocked (7500 parts per full reel).

2. Inductance tested at 100 kHz, 0.1 Vrms, 0 Adc.

3. DCR measured on a micro-ohmmeter.

4. SRF measured using Agilent/HP 4395A or equivalent.

5. DC current at which the inductance drops the specified amount from its value without current.

6. Current that causes the specified temperature rise from 25°C ambient.

7. Electrical specifications at 25°C.

Refer to Doc 362 "Soldering Surface Mount Components" before soldering.

Coilcraft®

Specifications subject to change without notice.
Please check our website for latest information.

Document 763-1 Revised 07/02/10

1102 Silver Lake Road Cary, Illinois 60013 Phone 847/639-6400 Fax 847/639-1469

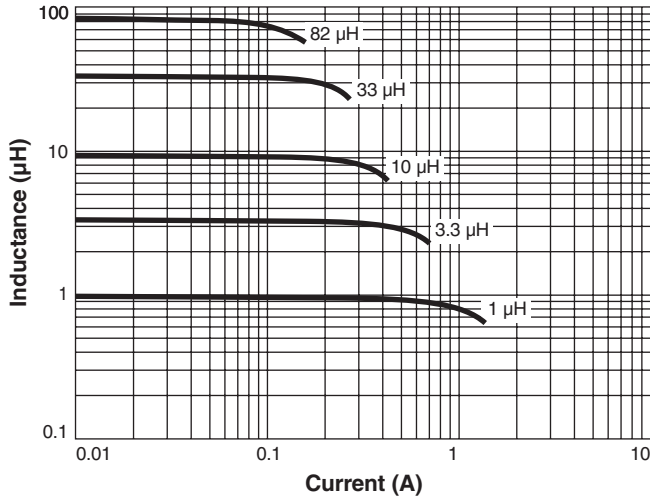
E-mail info@coilcraft.com Web <http://www.coilcraft.com>

NEW!

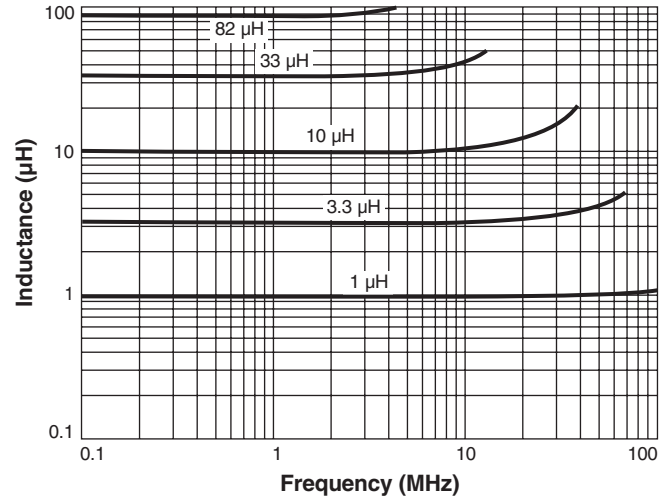


XFL2006 Shielded Power Inductor Series

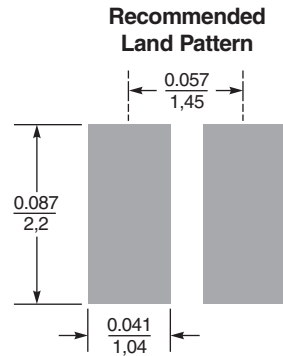
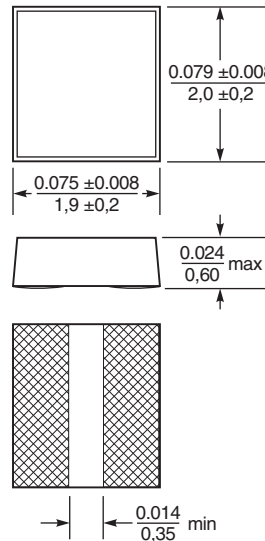
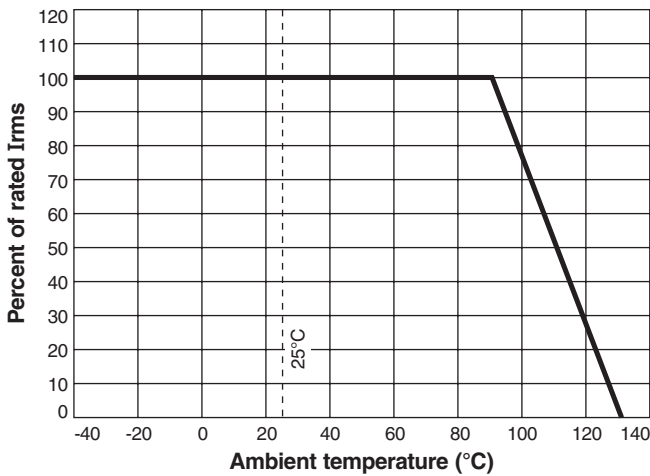
Typical L vs Current



Typical L vs Frequency



Irms Derating



Dimensions are in $\frac{\text{inches}}{\text{mm}}$



Specifications subject to change without notice.
Please check our website for latest information.

Document 763-2 Revised 07/02/10

1102 Silver Lake Road Cary, Illinois 60013 Phone 847/639-6400 Fax 847/639-1469

E-mail info@coilcraft.com Web <http://www.coilcraft.com>