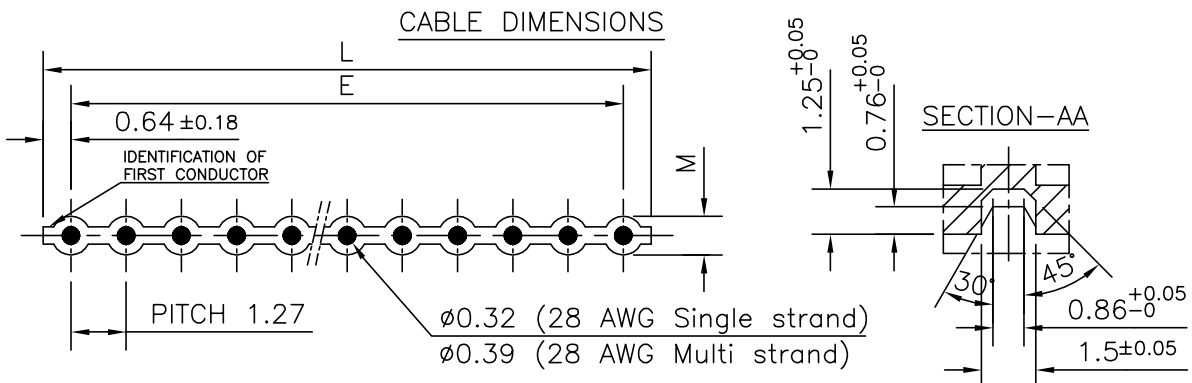
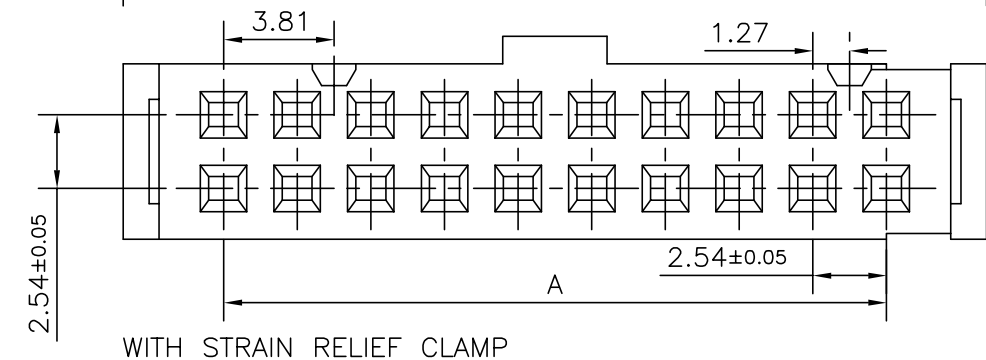
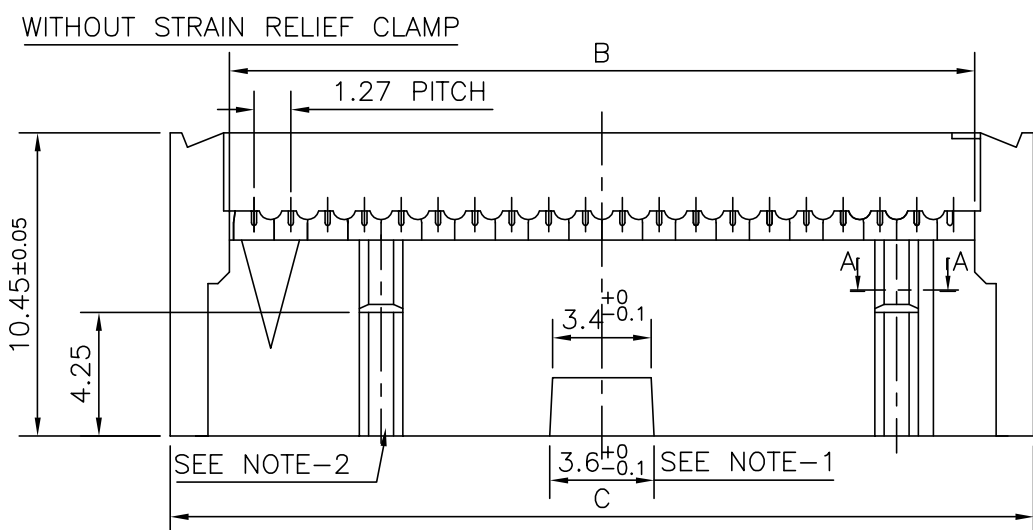




FCIconnect.com

Copyright FCI



34	40.64	43.48	47.68	41.95	43.15	0.89
26	30.48	33.32	37.52	31.75	33.02	0.89
20	22.86	25.70	29.90	24.13	25.40	0.89
16	17.78	20.62	24.82	19.05	20.32	0.89
14	15.24	18.08	22.28	16.51	17.78	0.89
10	10.16	13.00	17.20	11.43	12.70	0.89
NO.OF CTS.	A±0.05	B±0.1	C±0.1	E±0.2	L ±0.32	M±0.13
DIMENSIONS						

ORDERING INFORMATION

SERIES

NO.OF CONTACTS :-

10,14,16,20,26,34

3 - FEMALE WITH CENTRAL POLARISING

1 - FEMALE WITH OUT CENTRAL POLARISING

0 - WITHOUT STRAIN RELIEF CLAMP

1 - WITH STRAIN RELIEF CLAMP

TYPE OF TERMINATION

30 - INSULATION DISPLACEMENT 28 GAUGE

8613

0

2

0

3

0

3

0

3

5

5

SPECIAL CODE

000 - TIN LEAD VERSION

E1LF - LEAD FREE VERSION

LONGITUDINAL PITCH

5 - 2.54 mm

PERFORMANCE CLASS

4 - DIN 41651 CLASS 3

5 - DIN 41651 CLASS 2

6 - DIN 41651 CLASS 1

8 - AS PER JSS 50810

INSULATOR MATERIAL

3 - PBT GREY

TECHNICAL SPECIFICATION

HOUSING MATERIAL	: POLYESTER THERMOPLASTIC UL 94V0 ; GREY
CONTACT MATERIAL	: COPPER ALLOY
PLATING	: ACTIVE ZONE - GOLD OVER NICKEL
	: TERMINATION ZONE - SnPb OVER Ni FOR TIN LEAD VERSION
	- Sn(MATTE TIN) OVER Ni FOR LEAD FREE VERSION
CURRENT RATING	: 1.5A AT 20°C
INSULATION RESISTANCE	: ≥5000 MΩ AT 100V
CONTACT RESISTANCE	: ≤20 mΩ
DIELECTRIC WITHSTANDING VOLTAGE	: 1000 Vrms
OPERATING TEMPERATURE	: -55°C TO +125°C
REFERENCE SPECIFICATION	: IEC 603-13 / DIN 41651

NOTE

1. WITH OR WITHOUT CENTRAL POLARISATION IS AVAILABLE FOR 10 POS. INSULATOR ONLY.
2. THIS POLARISATION KEY SLOT IS NOT PROVIDED FOR 10 & 14 POSITION.

NOTES:-

1. THE "LF " PRODUCTS MEET EUROPEAN UNION DIRECTIVES AND OTHER COUNTRY REGULATIONS AS DESCRIBED IN GS-22-008
2. LEAD FREE OR RoHS DIRECTIVE LABELING TO BE PROVIDED AS PER GS-14-920 FOR RoHS COMPATIBLE VERSION.

mat'l. code				surface		tolerance		projection		product family										
-				ISO 1302		ISO 406 ISO 1101				8613										
ltr	ecn no	dr	date	tolerances unless		otherwise specified				title										
A	-	MINI	2002-04-22	angles		.0±.1														
B	I06-0066	MINI	2006-06-01	linear				mm		FEMALE CONNECTOR										
C	I06-0173	MINI	2006-09-15			0°±1°														
				dr	MINI.K.VANDANATH		2002-04-22				dwg no									
				enrg	RAKHEE GEORGE		2002-04-22													
				chr	RAKHEE GEORGE		2006-09-15													
				appd	RAKHEE GEORGE		2006-09-15				sheet 1 of 1									
sheet index		revision		C							size									
		sheet		1							A3									
											C-8613-0042									
											type Product Customer Drawing									