

5,0mm Eurostyle® Pluggable PCB Terminal Block



Description

These Eurostyle® terminal blocks for PC boards are a 2-piece plug and header system that are polarized with the industry-standard scalloped design. They offer the convenience of pluggability and superior reliability of rising cage pressure clamps for securing wires.

Made in the USA, all Eurostyle® terminal blocks embody the highest quality standards in the industry - using the finest materials and world class manufacturing processes. They meet or exceed all applicable industry standards.

Features

- **Holds wires for a secure, reliable contact.** The specially designed rising cage pressure clamp compresses wires uniformly. Serrations produce a high pressure, gas-tight interface. Built for repeated engagements, it doesn't damage stranded wires.
- **Industry-standard interface.** Plug and header are intermateable with competitive pluggable terminal blocks. They are polarized with the industry-standard scalloped design.
- **End-to-end stackable.** Many plugs can be mated to a single, long header. Cuts your inventory and labor expense.
- **High flammability rating.** 94V-0 is the highest available rating for the insulator - better than other leading brands.



PRODUCT RATINGS

UL	Class B	15 Amps @ 300 V	12 AWG
	Class C	10 Amps @ 300 V	12 AWG
CSA	Class B	15 Amps @ 300 V	12 AWG
IEC 947-7-1		16 Amps @ 250 V	2,5 mm ²

SAFETY AGENCIES

UL	File No. E48521
	Guide No. XCFR2
CSA	File No. 025562

TECHNICAL SPECIFICATIONS

ELECTRICAL	
DWV	4500 VDC
IR	>5000 Megohms

MECHANICAL	
Tightening torque	5 in.-lbs.
Maximum torque	8 in.-lbs.
Wire strip length	.250 in. or 6 mm
Wire Range	12 to 26 AWG

ENVIRONMENTAL	
Continuous Use Temp	
RTI electrical	110°C
RTI mechanical w/o impact	115°C

MATERIALS

Insulator	Polyamide, UL94V-0, black
Pressure clamp	Brass, nickle plate
Contacts	Phosphor bronze, tin plate
Header pins	Brass, tin plate
Screws	2.5mm, steel, zinc chromate plate

OPTIONS

-10A	Sequential numbering
-49	Brass screws
-G30	30 μ in. gold plated terminals

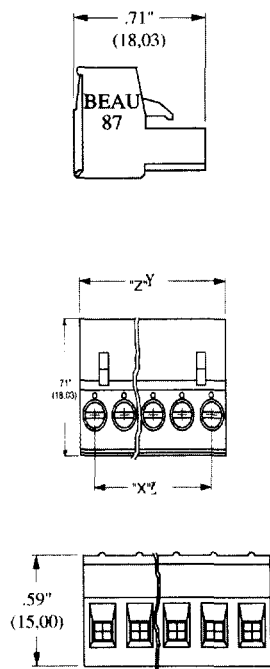
HOW TO ORDER



SERIES	STYLE	NO. OF POLES	OPTIONS
87	05 08	2 to 24	(Dash#'s above)

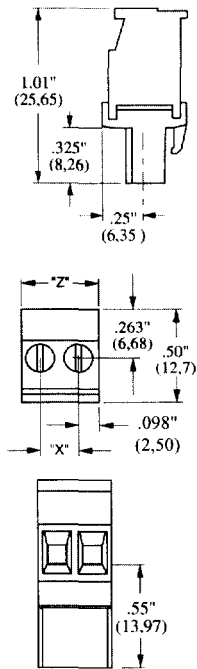
Molex Industrial Division
 New England Operations
 Gilford, NH 03246-6600
 Phone (603) 524-5101
 Fax (603) 524-1627
 Internet www.beuint.com

Style 05



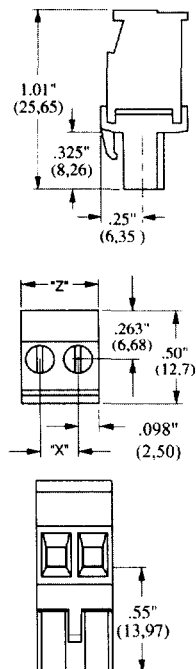
Part	X	Z
Number	in mm	in mm
870502	.20 5,0	.39 9,9
870503	.39 10,0	.59 14,9
870504	.59 15,0	.78 19,9
870505	.79 20,0	.98 24,9
870506	.99 25,0	1.18 29,9
870507	1.18 30,0	1.37 34,9
870508	1.38 35,0	1.57 39,9
870509	1.58 40,0	1.77 44,9
870510	1.77 45,0	1.97 49,9
870511	1.97 50,0	2.16 54,9
870512	2.17 55,0	2.36 59,9
870513	2.36 64,9	2.56 64,9
870514	2.56 65,0	2.75 69,9
870515	2.76 70,0	2.95 74,9
870516	2.95 75,0	3.15 79,9
870517	3.15 80,0	3.34 84,9
870518	3.35 85,0	3.54 89,9
870519	3.55 90,0	3.74 94,9
870520	3.74 95,0	3.93 99,9
870521	3.94 100,0	4.13 104,9
870522	4.14 105,0	4.33 109,9
870523	4.33 110,0	4.53 114,9
870524	4.53 115,0	4.72 119,9

Style 08



Part	X	Z
Number	in mm	in mm
870802	.20 5,0	.39 9,9
870803	.39 10,0	.59 14,9
870804	.59 15,0	.78 19,9
870805	.79 20,0	.98 24,9
870806	.99 25,0	1.18 29,9
870807	1.18 30,0	1.37 34,9
870808	1.38 35,0	1.57 39,9
870809	1.58 40,0	1.77 44,9
870810	1.77 45,0	1.97 49,9
870811	1.97 50,0	2.16 54,9
870812	2.17 55,0	2.36 59,9
870813	2.36 64,9	2.56 64,9
870814	2.56 65,0	2.75 69,9
870815	2.76 70,0	2.95 74,9
870816	2.95 75,0	3.15 79,9
870817	3.15 80,0	3.34 84,9
870818	3.35 85,0	3.54 89,9
870819	3.55 90,0	3.74 94,9
870820	3.74 95,0	3.93 99,9
870821	3.94 100,0	4.13 104,9
870822	4.14 105,0	4.33 109,9
870823	4.33 110,0	4.53 114,9
870824	4.53 115,0	4.72 119,9

Style 09



Part	X	Z
Number	in mm	in mm
870902	.20 5,0	.39 9,9
870903	.39 10,0	.59 14,9
870904	.59 15,0	.78 19,9
870905	.79 20,0	.98 24,9
870906	.99 25,0	1.18 29,9
870907	1.18 30,0	1.37 34,9
870908	1.38 35,0	1.57 39,9
870909	1.58 40,0	1.77 44,9
870910	1.77 45,0	1.97 49,9
870911	1.97 50,0	2.16 54,9
870912	2.17 55,0	2.36 59,9
870913	2.36 64,9	2.56 64,9
870914	2.56 65,0	2.75 69,9
870915	2.76 70,0	2.95 74,9
870916	2.95 75,0	3.15 79,9
870917	3.15 80,0	3.34 84,9
870918	3.35 85,0	3.54 89,9
870919	3.55 90,0	3.74 94,9
870920	3.74 95,0	3.93 99,9
870921	3.94 100,0	4.13 104,9
870922	4.14 105,0	4.33 109,9
870923	4.33 110,0	4.53 114,9
870924	4.53 115,0	4.72 119,9