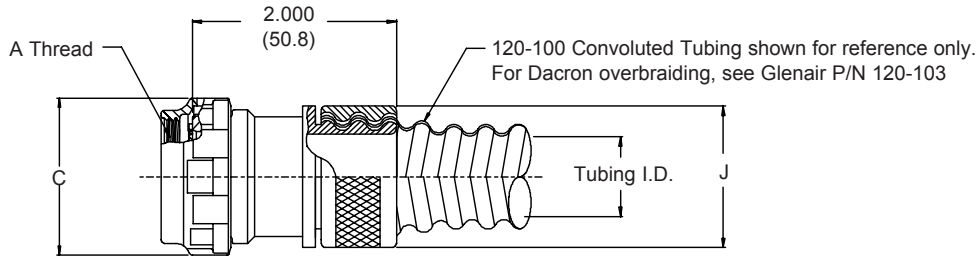
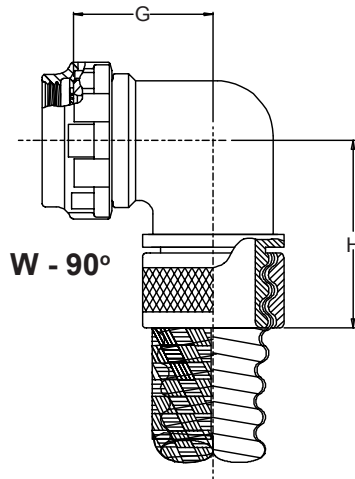


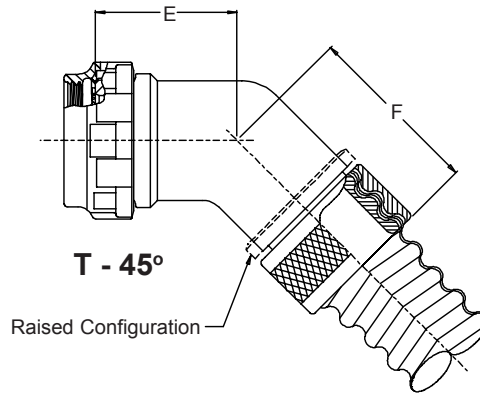
**Composite Connector Backshell Adapter For
Helical Convoluted Tubing**
Fits MIL-DTL-38999 Series III & IV Fiber Optic Connectors
189-038 - Straight, 45° and 90°



S - Straight

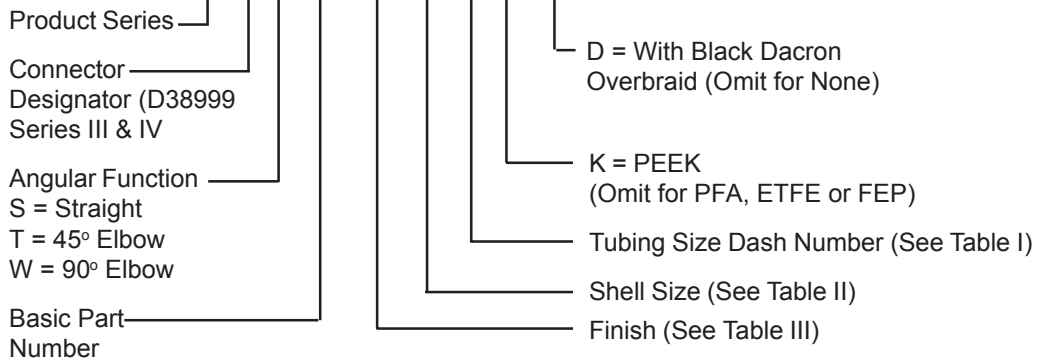


W - 90°



T - 45°

189 H S 038 XW 17 16 K - D



NOTES:

1. Metric dimensions (mm) are in parentheses and are for reference only.
2. Material:
 Adapter, Coupling and Compression Nuts - High-Grade Engineering Thermoplastic.
 O-Ring - Fluorosilicone or Silicone.
 Anti-Rotation Device: Corrosion Resistant Material.
3. Unless otherwise specified, the backshell body to be supplied finished per Table III.
 All other components to be supplied without plating.

**Composite Connector Backshell Adapter For
Helical Convoltuted Tubing**
Fits MIL-DTL-38999 Series III Fiber Optic Connectors
189-038 - Straight, 45° and 90°



TABLE I: TUBING SIZE

| Dash No. | Conduit I.D. | J Dia Max |
|----------|--------------|--------------|
| 06 | .188 (4.8) | .790 (20.1) |
| 09 | .281 (7.1) | .985 (25.0) |
| 10 | .312 (7.9) | .985 (25.0) |
| 12 | .375 (9.5) | 1.035 (26.3) |
| 14 | .437 (11.1) | 1.100 (27.9) |
| 16 | .500 (12.7) | 1.160 (29.5) |
| 20 | .625 (15.9) | 1.285 (32.6) |
| 24 | .750 (19.1) | 1.480 (37.6) |
| 28 | .875 (22.2) | 1.670 (42.4) |
| 32 | 1.000 (25.4) | 1.720 (43.7) |
| 40 | 1.250 (31.8) | 2.100 (53.3) |
| 48 | 1.500 (38.1) | 2.420 (61.5) |

TABLE II: SHELL SIZE

| SHELL SIZE | E | F | G | H | TUBING SIZE |
|------------|--------------|--------------|--------------|--------------|-------------|
| H | + .060 (1.5) | + .090 (2.3) | + .060 (1.5) | + .090 (2.3) | MAX |
| 11 | .750 (19.1) | .950 (24.1) | .750 (19.1) | 1.160 (29.5) | 12 |
| 13 | .750 (19.1) | 1.020 (25.9) | .810 (20.6) | 1.220 (31.0) | 16 |
| 15 | .760 (19.3) | 1.050 (26.7) | .880 (22.4) | 1.290 (32.8) | 20 |
| 17 | .780 (19.8) | 1.070 (27.2) | .940 (23.9) | 1.350 (34.3) | 24 |
| 19 | .790 (20.1) | 1.080 (27.4) | .970 (24.6) | 1.380 (35.1) | 28 |
| 21 | .820 (20.8) | 1.110 (28.2) | 1.060 (26.9) | 1.470 (37.3) | 32 |
| 23 | .860 (21.8) | 1.150 (29.2) | 1.130 (28.7) | 1.540 (39.1) | 32 |
| 25 | .890 (22.6) | 1.180 (30.0) | 1.190 (30.2) | 1.730 (43.9) | 40 |

TABLE III: FINISH

| Symbol | Finish Description |
|--------|--|
| XM | Electroless Nickel |
| XW | Cadmium Olive Drab over Electroless Nickel |
| XO | No Plating - Base |

Metric dimensions (mm) are in parentheses and are for reference only.