Circuit Board Indicators

Shape	Part No.	Material (Emitted Color)	Lens	Peak Wave Length (nm)	Electrical/Optical Data Vf (V) If=10mA *20mA Typ.	Vf Max.	Iv (mcd) If=10mA *20mA Min.	Iv Typ.	Viewing Angle 2θ1/2	Figure No.
2x3mm Quad-Level 	VX4SUR36D	GaAsP/GaP(Red)	Red Diffused	627	1.9	2.5	2	7	100°	43
	VX4SMR36D	GaAlAs(Red)	Red Diffused	660	*1.85	*2.5	*50	*110	100°	
	VX4SUG36D	GaP(Green)	Green Diffused	565	2.0	2.5	2	5	100°	
	VX4SUY36D	GaAsP/GaP(Yellow)	Yellow Diffused	590	1.95	2.5	2	5	100°	
2x3mm Quad-Level 	VX4SUR91D	GaAsP/GaP(Red)	Red Diffused	627	1.9	2.5	12	23	50°	44
	VX4SMR91D	GaAlAs(Red)	Red Diffused	660	*1.85	*2.5	*70	*195	50°	
	VX4SUG91D	GaP(Green)	Green Diffused	565	2.0	2.5	6	14	50°	
	VX4SUY91D	GaAsP/GaP(Yellow)	Yellow Diffused	590	1.95	2.5	5	12	50°	
1.9x3.9mm Quad-Level 	WR4SUR17D	GaAsP/GaP(Red)	Red Diffused	627	1.9	2.5	3	5.5	110°	45
	WR4SMR17D	GaAlAs(Red)	Red Diffused	660	*1.85	*2.5	*40	*68	110°	
	WR4SUG17D	GaP(Green)	Green Diffused	565	2.0	2.5	1	3.5	110°	
	WR4SUY17D	GaAsP/GaP(Yellow)	Yellow Diffused	590	1.95	2.5	1	2.5	110°	
2x5mm Right Angle 	YG1SUR18D	GaAsP/GaP(Red)	Red Diffused	627	1.9	2.5	3	4.5	110°	46
	YG1SMR18D	GaAlAs(Red)	Red Diffused	660	*1.85	*2.5	*40	*77	110°	
	YG1SUG18D	GaP(Green)	Green Diffused	565	2.0	2.5	2	4.5	110°	
	YG1SUY18D	GaAsP/GaP(Yellow)	Yellow Diffused	590	1.95	2.5	1	3.5	110°	

43

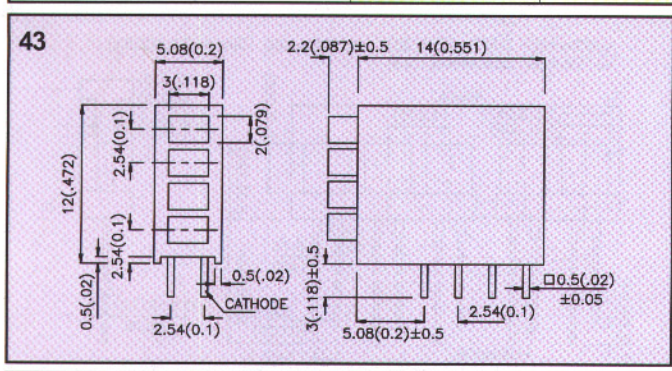

44

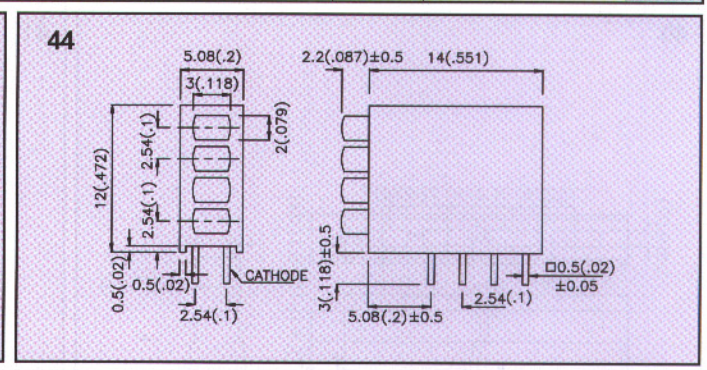

45

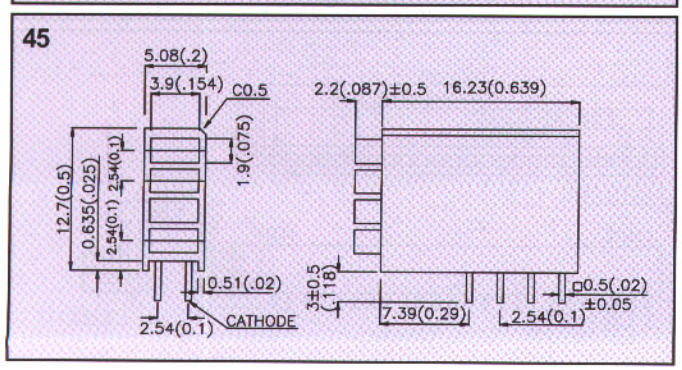

46

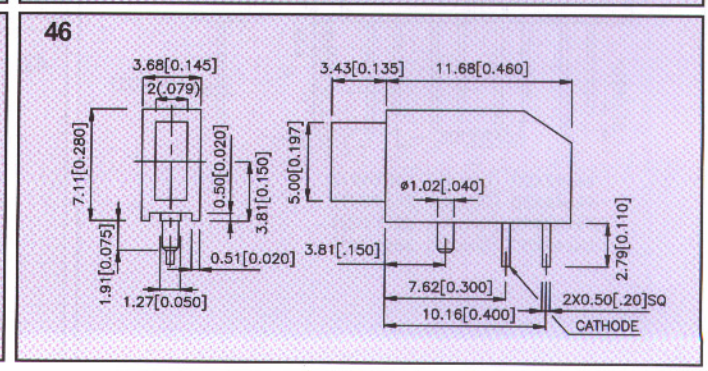

Notes : 1. Color Combinations, Low Current and Integral Resistor type also available upon request.
2. All housing material meets the flammability requirements of UL94V-0.

Dimension Unit : mm(inches), Tolerance : ±0.25mm (0.01")
We reserve the right to make changes at any time to enhance the design and / or performance of the product.