



2010A



2012

NPN/PNP Triple Diffused Planar Silicon Transistors

2SB514, 515

Low Frequency Power Amp Applications

©397D

Especially suited for use in output stage of 10W AF Power amp. The only difference between B514 and D515 lies in package design; and the same is true of D330 and D331. The B514 and D330 can be connected to form a complementary pair; and the same is true of B515 and D331.

() : 2SB514, 514.

Absolute Maximum Ratings at $T_a=25^\circ\text{C}$

			unit
Collector to Base Voltage	V_{CB0}	(-) 50	V
Collector to Emitter Voltage	V_{CEO}	(-) 50	V
Emitter to Base Voltage	V_{EBO}	(-) 5	V
Collector Current	I_C	(-) 2	A
Peak Collector Current	i_{cp}	(-) 5	A
Collector Dissipation	P_C	1.75	W
	$T_C=25^\circ\text{C}$	20	W
Junction Temperature	T_j	150	$^\circ\text{C}$
Storage Temperature	T_{stg}	-55 to +150	$^\circ\text{C}$

Electrical Characteristics at $T_a=25^\circ\text{C}$

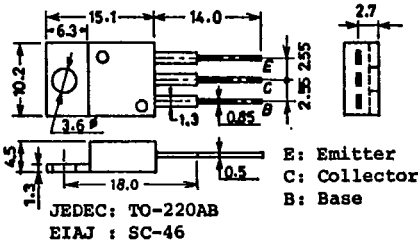
			min	typ	max	unit
Collector Cutoff Current	I_{CBO}	$V_{CB}=(-)20\text{V}, I_E=0$			(-) 0.1	mA
Emitter Cutoff Current	I_{EBO}	$V_{EB}=(-)4\text{V}, I_C=0$			(-) 1.0	mA
DC Current Gain	$h_{FE}(1)$	$V_{CE}=(-)2\text{V}, I_C=(-)1\text{A}$	40*		320*	
		$h_{FE}(2)$		35		
Gain Bandwidth Product	f_T	$V_{CE}=(-)5\text{V}, I_C=(-)0.5\text{A}$		8		MHz
C-E Saturation Voltage	$V_{CE(sat)}$	$I_C=(-)2\text{A}, I_B=(-)0.2\text{A}$		(-) 1.0		V
Base to Emitter Voltage	V_{BE}	$I_C=(-)1\text{A}, V_{CE}=(-)5\text{V}$		(-) 1.5		V

* The 2SB514, 515/2SD330, 331 are classified by $1A h_{FE}$ as follows

40	C	80	60	D	120	100	E	200	160	F	320
----	---	----	----	---	-----	-----	---	-----	-----	---	-----

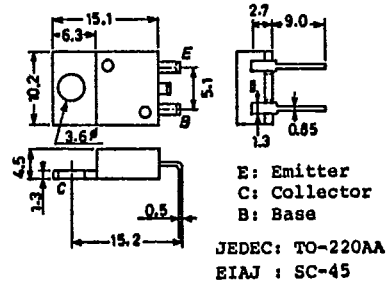
Case Outline 2010A

(unit:mm) [2SB514/2SD330]



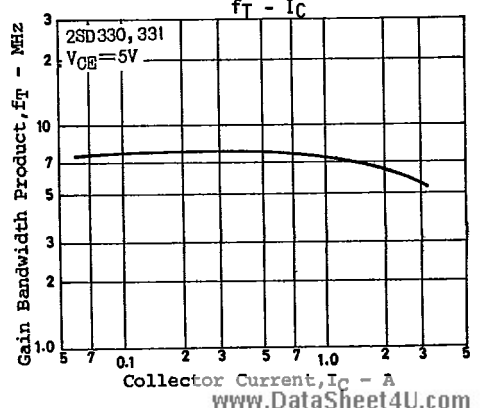
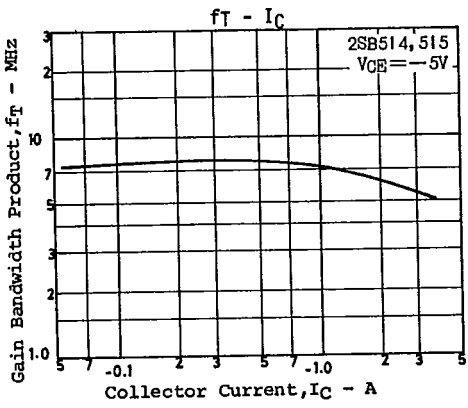
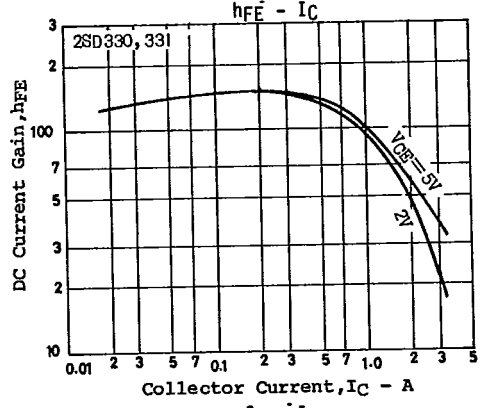
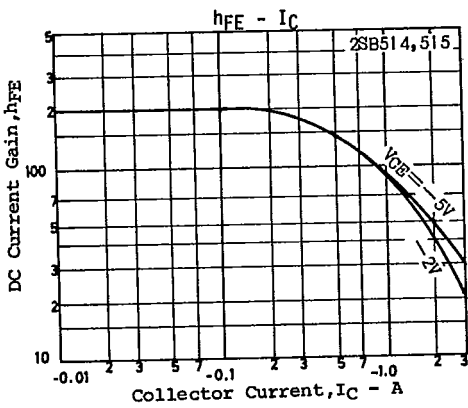
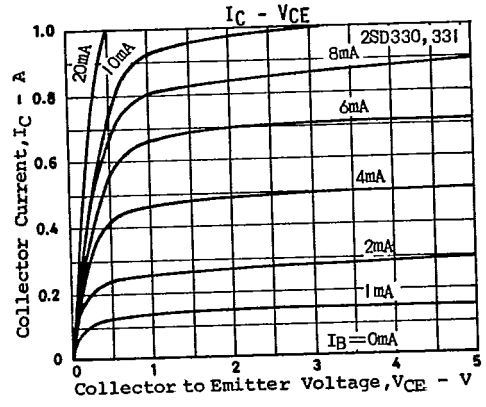
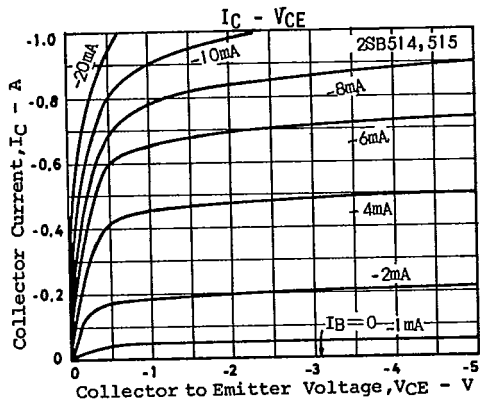
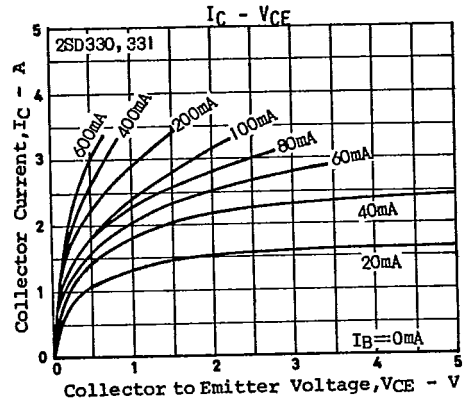
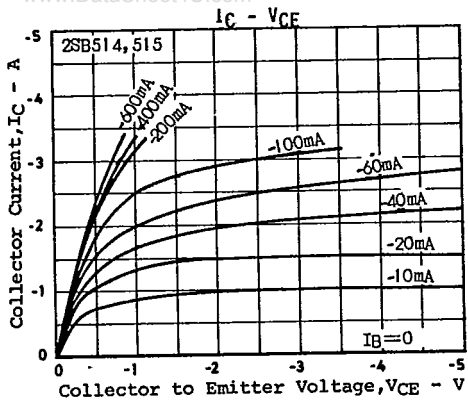
Case Outline 2012

(unit:mm) [2SB515/2SD331]

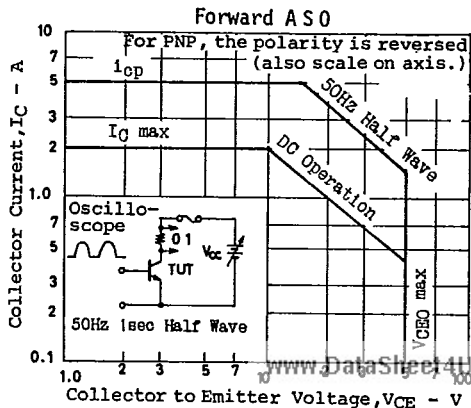
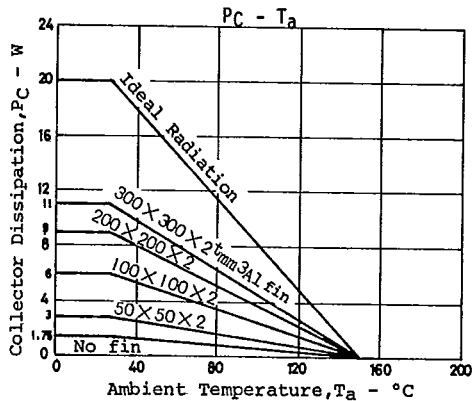


The 2SB515/D331 are scheduled to be discontinued soon. Use the 2SB514/D330, instead of the 2SB515/D331, in new applications where you are planning to use the 2SB515/D331.

www.DataSheet4U.com



www.DataSheet4U.com



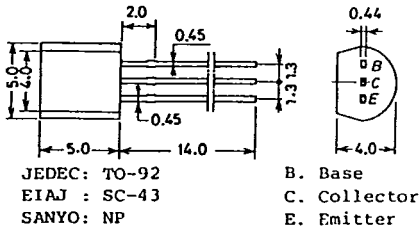
CASE OUTLINES AND ATTACHMENTS

www.DataSheet4U.com

- All of Sanyo Transistor case outlines are illustrated below.
- All dimensions are in mm, and dimensions which are not followed by min. or max. are represented by typical values.
- No marking is indicated.

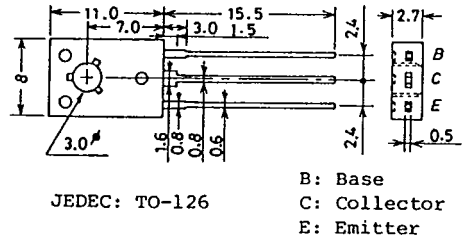
Case Outline-[2003A]

unit:mm



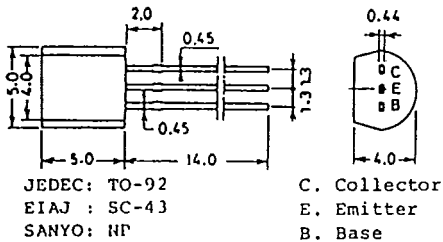
Case Outline-[2009A]

unit:mm



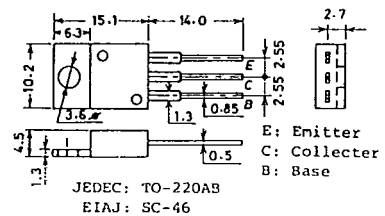
Case Outline-[2004A]

unit:mm



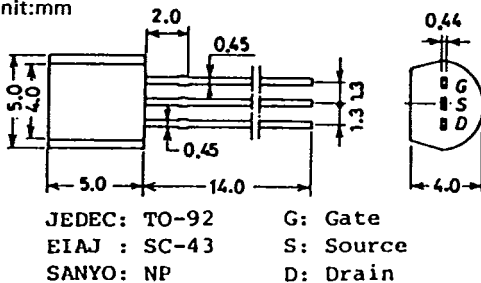
Case Outline-[2010A]

unit:mm



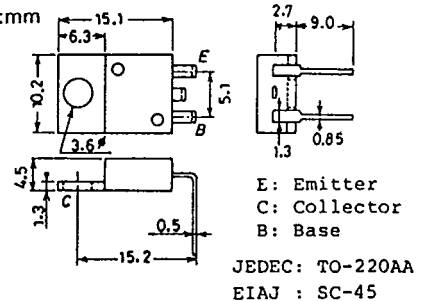
Case Outline-[2005A]

unit:mm



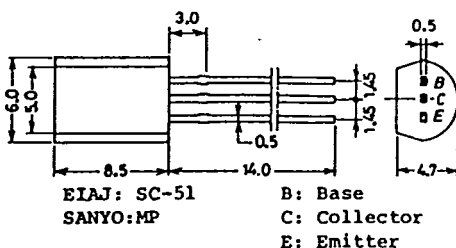
Case Outline-[2012]

unit:mm



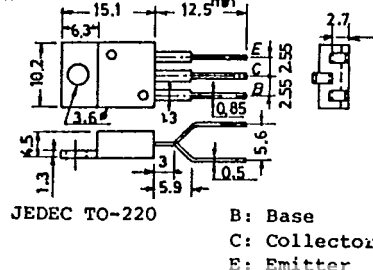
Case Outline-[2006A]

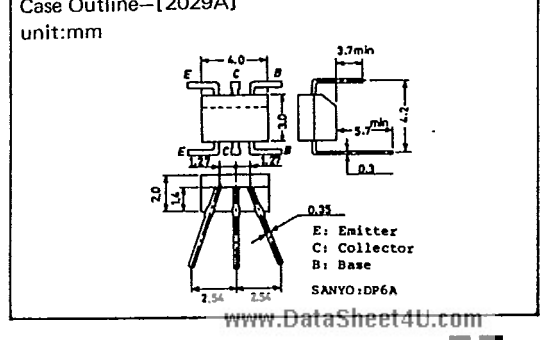
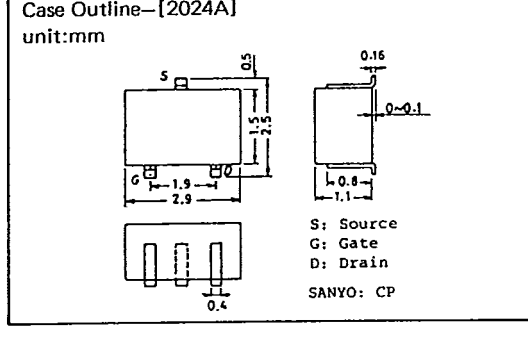
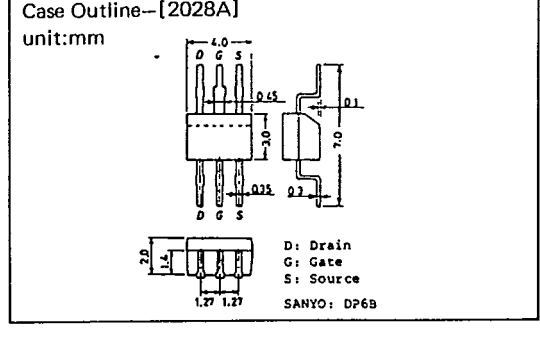
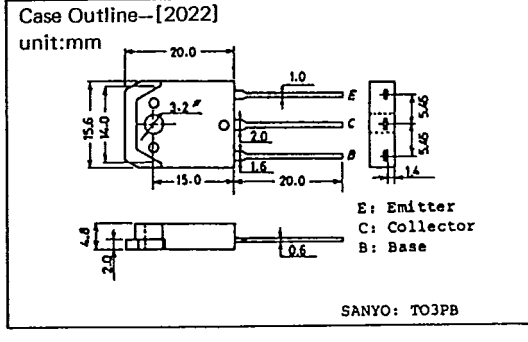
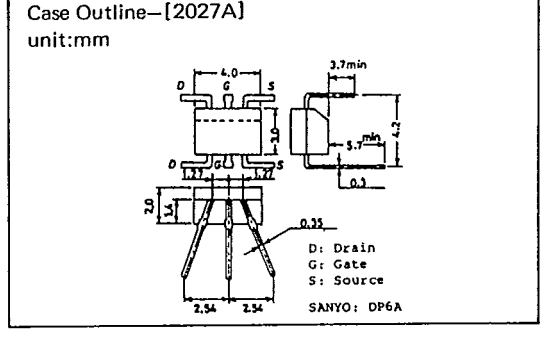
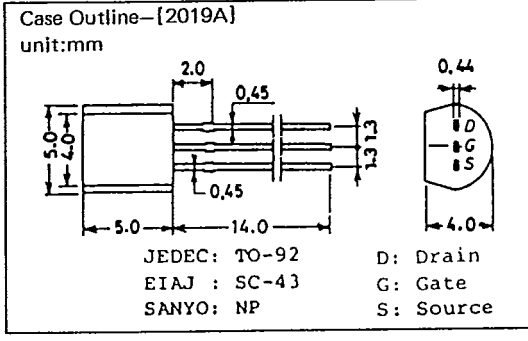
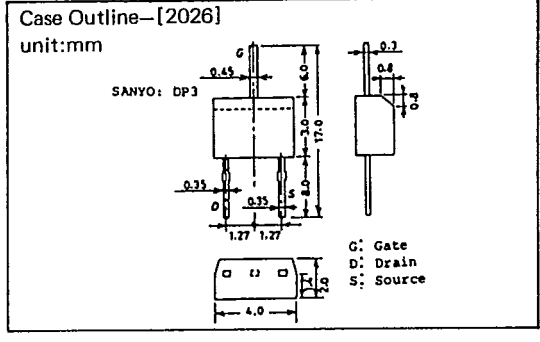
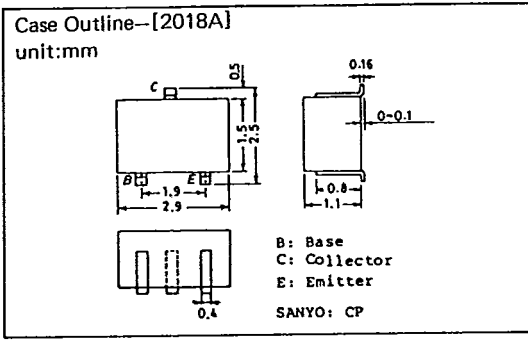
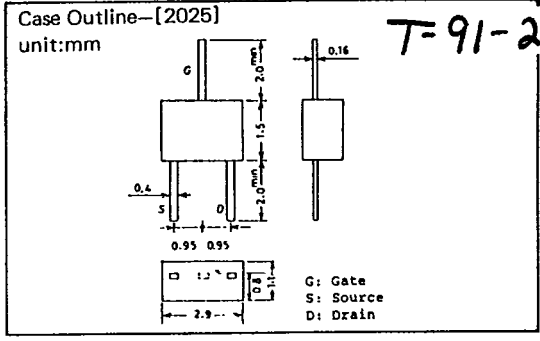
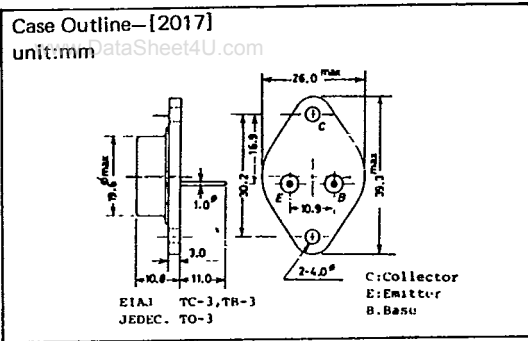
unit:mm



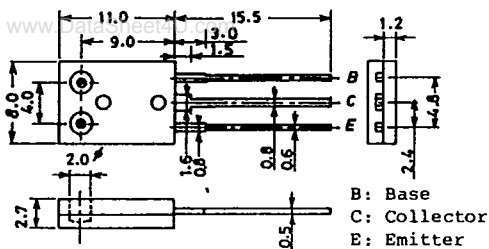
Case Outline-[2013]

unit:mm





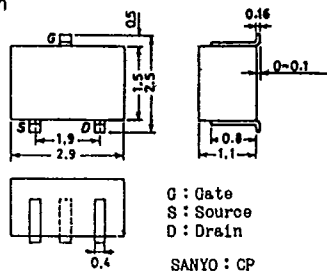
Case Outline-[2043A] unit:mm



SANYO: TO126LP

Case Outline-[2050] unit:mm

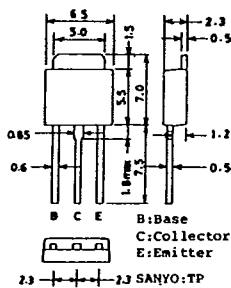
T-91-20



SANYO: CP

Case Outline-[2045] unit:mm

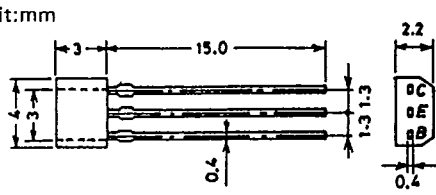
unit:mm



SANYO: TP

Case Outline-[2051] unit:mm

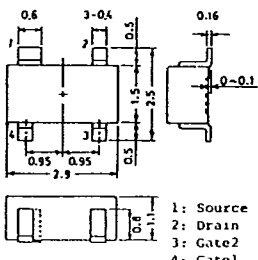
unit:mm



SANYO: SPA

Case Outline-[2046] unit:mm

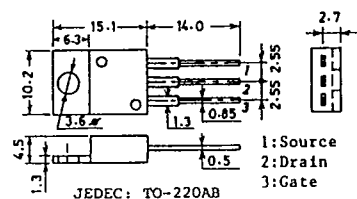
unit:mm



1: Source
2: Drain
3: Gate 2
4: Gate 1

Case Outline-[2052A] unit:mm

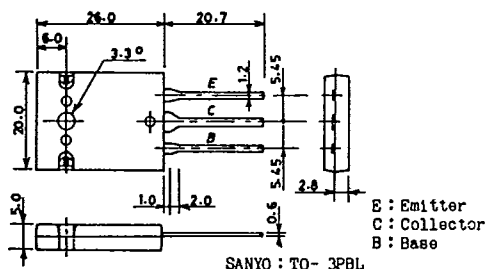
unit:mm



JEDEC: TO-220AB
EIAJ: SC-46

Case Outline-[2048] unit:mm

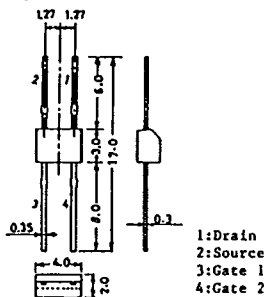
unit:mm



SANYO: TO-3PBL

Case Outline-[2053] unit:mm

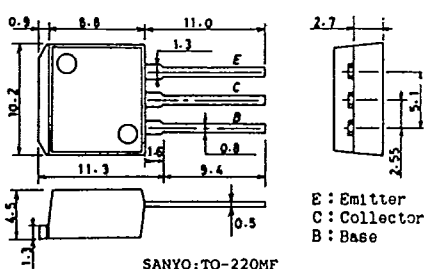
unit:mm



1: Drain
2: Source
3: Gate 1
4: Gate 2

Case Outline-[2049] unit:mm

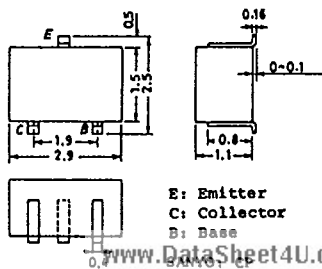
unit:mm



SANYO: TO-220MP

Case Outline-[2054] unit:mm

unit:mm

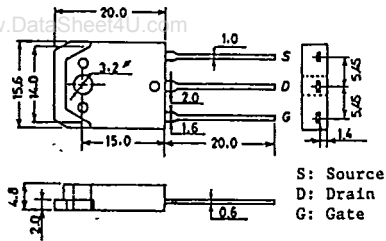


E: Emitter
C: Collector
B: Base

www.DataSheet4U.com

Case Outline-[2056] unit:mm

www.DataSheet4U.com



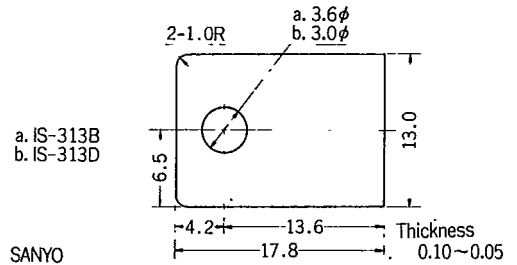
S: Source
D: Drain
G: Gate

SANYO: TO3PB

Case Outline-[0008] unit:mm

T-91-20

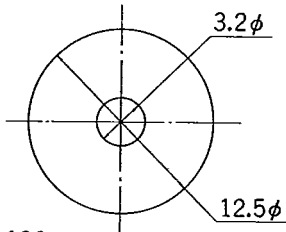
unit:mm



SANYO

Case Outline-[0004] unit:mm

unit:mm

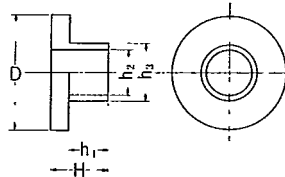


SANYO IS-126

Thickness : 0.075

Case Outline-[0009] unit:mm

unit:mm

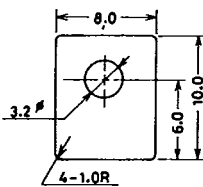


SANYO Bush

Bush	D	H	h ₁	h ₂	h ₃
A	8.0φ	4.0	2.8	3.1φ	3.89φ
B	8.0φ	3.0	1.8	3.1φ	3.89φ
C	8.0φ	5.7	4.5	3.1φ	3.89φ
D	8.0φ	2.7	1.5	3.1φ	3.89φ
E	8.0φ	3.4	2.2	3.1φ	3.89φ
F	8.0φ	4.0	2.8	3.0φ	3.59φ
K	16.0φ	3.4	1.4	3.1φ	6.0φ
L	6.0φ	3.1	1.5	2.6φ	3.5φ
M	6.0φ	3.1	1.5	3.0φ	3.59φ
P	6.0φ	2.3	1.1	3.0φ	3.59φ

Case Outline-[0005] unit:mm

unit:mm

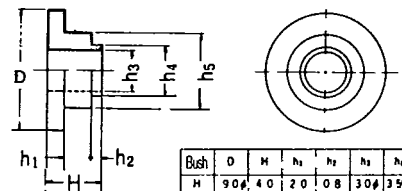


Thickness : 0.075

SANYO IS-126A Mica

Case Outline-[0010] unit:mm

unit:mm

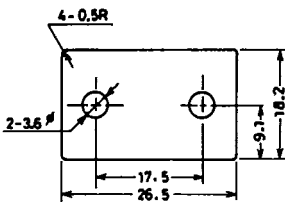


SANYO Bush

Bush	D	H	h ₁	h ₂	h ₃	h ₄	h ₅
H	9.0φ	4.0	2.0	0.8	3.0φ	3.59φ	5.6φ
T	9.0φ	5.8	2.0	2.6	3.0φ	3.59φ	5.6φ
UB	16.0φ	6.8	1.5	3.3	3.0φ	3.89φ	8.0φ

Case Outline-[0006] unit:mm

unit:mm

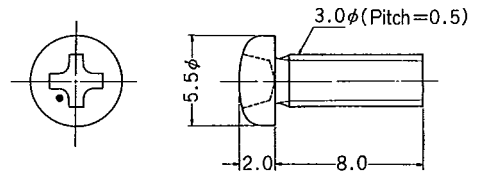


Thickness : 0.05~0.1

SANYO IS-20MA Mica

Case Outline-[0011] unit:mm

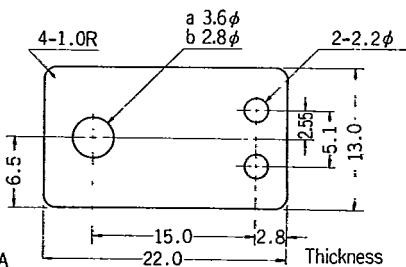
unit:mm



JIS No.B1111 M3×0.5

Case Outline-[0007] unit:mm

unit:mm

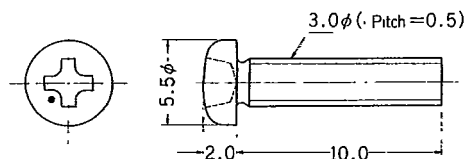


a. IS-313
b. IS-313A

Thickness
0.10~0.05

Case Outline-[0012] unit:mm

unit:mm



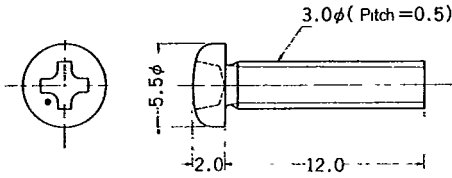
JIS No.B1111 M3×0.5

www.DataSheet4U.com

Case Outline—[0013]

unit:mm

www.DataSheet4U.com

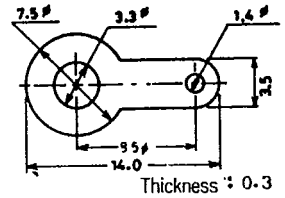


JIS No. B1111 M3×0.5

Case Outline—[0018]

unit:mm

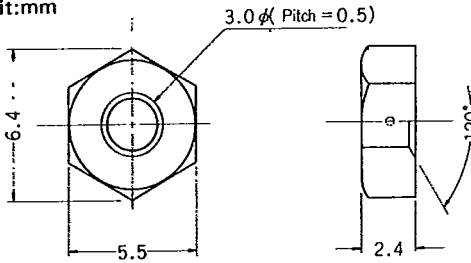
T-91-20



SANYO Lug 1.4

Case Outline—[0014]

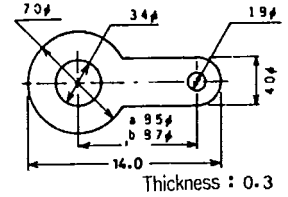
unit:mm



JIS No. B1181 M3×0.5

Case Outline—[0019]

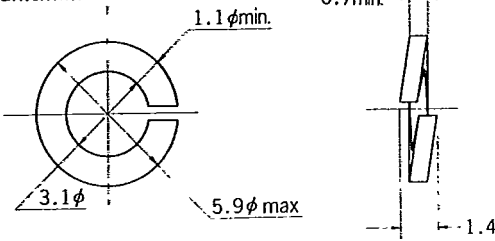
unit:mm



SANYO Lug 1.8φ

Case Outline—[0015]

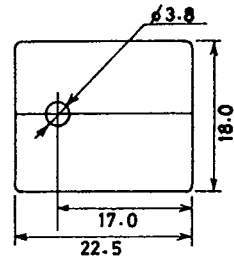
unit:mm



JIS No. B 1251 Spring washer (M3)

Case Outline—[0020]

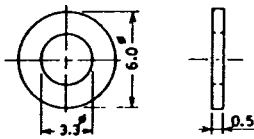
unit:mm



SANYO IS-3MP Mica

Case Outline—[0016]

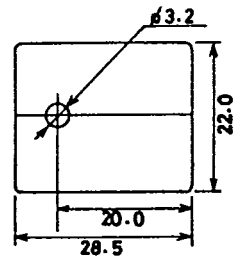
unit:mm



JIS No. B1252 Flat washer

Case Outline—[0021]

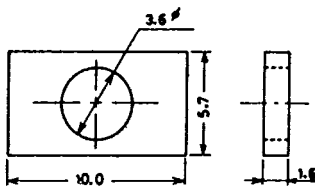
unit:mm



SANYO IS-MPC Mica

Case Outline—[0017]

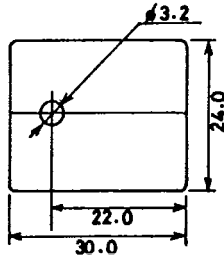
unit:mm



JIS No. G3141 Rectangular washer

Case Outline—[0022]

unit:mm



SANYO IS-3PB Mica