

(2,54 mm) .100"

SLW, CES SERIES

LOW PROFILE SOCKET STRIPS

SPECIFICATIONS

For complete specifications see www.samtec.com?SLW

Insulator Material: Black G.F. Polyester

Contact Material: Phosphor Bronze



Plating: Au or Sn over

50µ" (1,27 µm) Ni

Voltage Rating: 550 VAC

Operating Temp Range: -55°C to +125°C with Gold

-55°C to +105°C with Tin

Contact Resistance: 10 mΩ

Insertion Depth: (2,16 mm) .085" to (2,92 mm) .115"

Insertion Force: (Single contact only) (3,34 N) 12 oz avg. (0,64 mm) .025" SQ pin

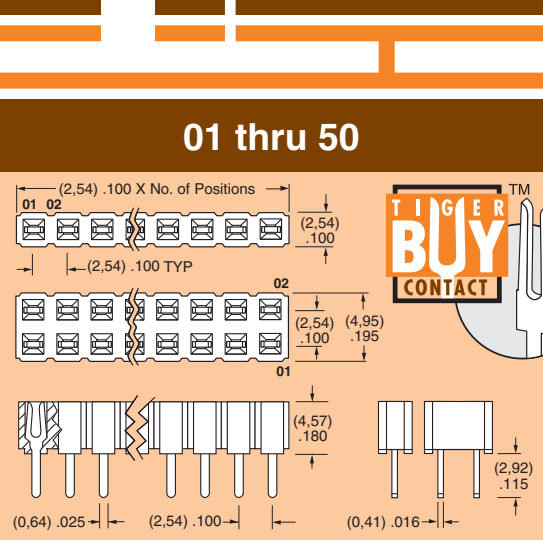
Withdrawal Force: (Single contact only) (1,67 N) 6 oz avg. (0,64 mm) .025" SQ pin

RoHS Compliant: Yes

Lead-Free Solderable: Wave only

Note: Some lengths, styles and options are non-standard, non-returnable.

SLW — 1 — NO. PINS PER ROW — 01 — PLATING OPTION — ROW OPTION



Mates with: TLW, TSW, MTLW, MTSW, HW, EW, ZW, HTSW, HMTSW, TSM

- F**
= Gold flash on contact, Matte Tin on tail
- L**
= 10µ" (0,25 µm) Gold on contact, Matte Tin on tail
- G**
= 20µ" (0,51 µm) Gold on contact, Gold flash on balance
- T**
= Matte Tin

- S**
= Single Row
- D**
= Double Row

Note: Other Gold plating options available. Contact Samtec.

CURRENT RATING (PER CONTACT)	
AMBIENT TEMP	SLW mated with TSW
20°C	7.1A
40°C	6.2A
60°C	5.8A
95°C	3.7A
6 POSITIONS (2x3) POWERED	

SPECIFICATIONS

For complete specifications see www.samtec.com?CES

Insulator Material: Black G.F. Polyester

Contact Material: Phosphor Bronze



Plating: Au or Sn over

50µ" (1,27 µm) Ni

Current Rating: 1A/Contact

Voltage Rating: 333 VAC

Operating Temp Range: -55°C to +125°C with Gold

-55°C to +105°C with Tin

Contact Resistance: 10 mΩ

Insertion Depth: (2,62 mm) .103" to (4,06 mm) .160"

Insertion Force: (Single contact only) (2,22 N) 8 oz avg. (0,64 mm) .025" SQ pin

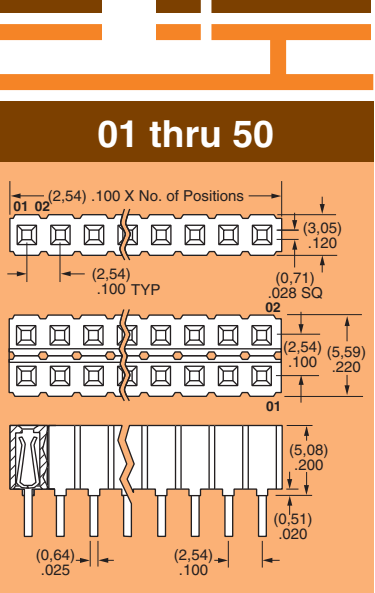
Withdrawal Force: (Single contact only) (1,11 N) 4 oz avg. (0,64 mm) .025" SQ pin

RoHS Compliant: Yes

Lead-Free Solderable: Wave only

Note: Some lengths, styles and options are non-standard, non-returnable.

CES — 1 — NO. PINS PER ROW — LEAD STYLE — PLATING OPTION — ROW OPTION — RA OPTION



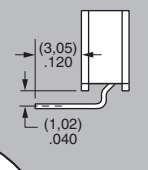
- 01**
= (3,25 mm) .128 "A" Dim.
- 02**
= (5,66 mm) .223 "A" Dim.

- L**
= 10µ" (0,25 µm) Gold contact, Matte Tin on tail
- T**
= Matte Tin

- S**
= Single Row
- D**
= Double Row

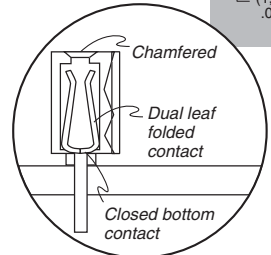
- RA**
= Right Angle version

Style -02 only Single Row only



Note: Other Gold plating options available. Contact Samtec.

Mates with: TLW, TSW, MTLW, MTSW, HW, EW, ZW, DW, HTSW, PHT, HMTSW



Due to technical progress, all designs, specifications and components are subject to change without notice.

WWW.SAMTEC.COM