



NEW!

Wideband Transformers



These wideband transformers are offered in tapped or untapped configurations in a low-profile DIP-style plastic case. They are available in a through-hole version compatible with standard DIP sockets and a surface mount version that is packaged in tape and reel. All parts feature 500 V isolation, 250 mA current handling capability and a 1/4 Watt RF power rating. (For a smaller package size, see our WBC Series.)

Applications include impedance matching, voltage or current transformation, DC isolation, balanced/unbalanced mixing, matching, power splitting, coupling and signal inversion.

Custom wideband transformers with special combinations of impedance ratio, insertion loss, frequency response and current handling are also available.

Free evaluation samples are available by contacting Coilcraft or by visiting www.coilcraft.com.

Schematic	Part number		Impedance ratio pri : sec	Bandwidth (MHz)	Insertion loss max (dB)	Pins 4-6		Pins 1-3		DC imbalance ⁴ max (mA)
	SM ¹	TH				L min ² (μH)	DCR max ³ (mOhm)	L min ² (μH)	DCR max ³ (mOhm)	
	WB1-1LS_	WB1-1L	1 : 1	0.150 – 500	0.70	27	75	27	75	—
	WB1-6LS_	WB1-6L	1 : 1	0.100 – 350	0.50	25	100	25	100	—
	WB1.18-3LS_	WB1.18-3L	1 : 1.18	0.040 – 300	0.50	90	300	108	330	—
	WB1.5-6LS_	WB1.5-6L	1 : 1.5	0.050 – 325	0.26	56	120	84	150	—
	WB2-1-2WLS_	WB2-1-2WL	1 : 2	0.080 – 700	1.00	38	100	75	150	—
	WB2.5-6LS_	WB2.5-6L	1 : 2.5	0.080 – 225	0.26	30	100	75	130	—
	WB4-6LS_	WB4-6L	1 : 4	0.100 – 125	0.50	25	100	100	200	—
	WB9-1LS_	WB9-1L	1 : 9	0.125 – 125	0.57	25	100	225	250	—
	WB16-1LS_	WB16-1L	1 : 16	0.050 – 100	0.60	56	75	896	330	—
	WB36-1LS_	WB36-1L	1 : 36	0.100 – 45	0.50	25	50	900	180	—
		WB1-1TLS_	WB1-1TL	1 : 1	0.100 – 375	0.51	25	100	25	100
WB1-6TLS_		WB1-6TL	1 : 1	0.050 – 200	0.20	70	150	70	150	18
WB2-1TLS_		WB2-1TL	1 : 2	0.070 – 400	1.00	38	100	75	150	29
WB2.5-6TLS_		WB2.5-6TL	1 : 2.5	0.050 – 125	0.28	56	120	140	200	13
WB3-1TLS_		WB3-1TL	1 : 3	0.040 – 500	0.40	96	110	270	200	4.0
WB4-1HLS_		WB4-1HL	1 : 4	0.100 – 500	0.50	25	120	100	160	15
WB4-6TLS_		WB4-6TL	1 : 4	0.050 – 200	0.50	43	120	172	160	5.0
WB5-1TLS_		WB5-1TL	1 : 5	0.050 – 400	0.30	48	220	240	500	13
WB8-1TLS_		WB8-1TL	1 : 8	0.150 – 400	0.76	18	100	144	270	17
WB13-1TLS_		WB13-1TL	1 : 13	0.150 – 125	0.72	17	90	221	200	10
WB16-6TLS_		WB16-6TL	1 : 16	0.050 – 100	0.60	56	75	896	330	25
	WBT1-6LS_	WBT1-6L	1 : 1	0.040 – 200	0.25	70	150	70	150	19
	WBT1.5-1LS_	WBT1.5-1L	1 : 1.5	0.040 – 350	0.30	60	150	90	180	19
	WBT2.5-6LS_	WBT2.5-6L	1 : 2.5	0.050 – 100	0.26	70	150	175	200	11
	WBT4-1LS_	WBT4-1L	1 : 3	0.040 – 150	0.26	45	120	135	160	13
	WBT4-1ALS_	WBT4-1AL	1 : 4	0.040 – 350	0.40	96	110	384	220	3.5
	WBT16-1LS_	WBT16-1L	1 : 16	0.100 – 100	0.50	25	100	400	300	7.5
WBT25-1LS_	WBT25-1L	1 : 25	0.100 – 65	0.50	25	100	625	350	6.0	

1. When ordering, please specify **packaging** code:

↓
WB25-1LSD

Packaging: **D** = 13" machine-ready reel. EIA-481 embossed plastic tape (500 parts per full reel).

B = Less than full reel. In tape, but not machine ready. To have a leader and trailer added (\$25 charge), use code letter D instead.

2. Inductance measured at 100 kHz, 0.1 V, 0 Adc on an Agilent/HP 4192 or equivalent.

3. DCR measured on a micro-ohmmeter.

4. DC imbalance is the maximum difference in current measured at pins 1 and 3 with the source at pin 2. Inductance drop is 15% at maximum imbalance.

5. Operating temperature range -40°C to +85°C.

6. Electrical specifications at 25°C.

Coilcraft®

Specifications subject to change without notice. Document 425-1 Revised 11/03/05

1102 Silver Lake Road Cary, Illinois 60013 Phone 847/639-6400 Fax 847/639-1469

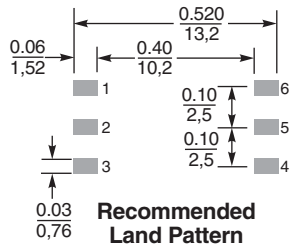
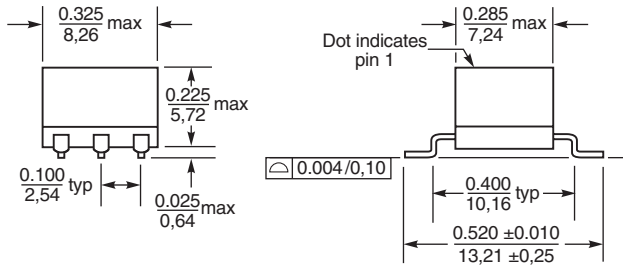
E-mail info@coilcraft.com Web <http://www.coilcraft.com>



NEW!

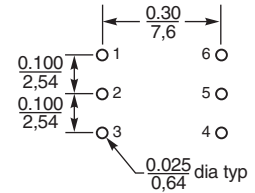
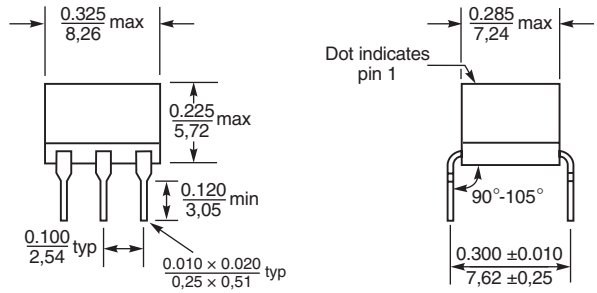
Wideband Transformers

Dimensions – surface mount parts



Terminations: Nickel/tin
Tape and reel: 500/13" reel 24 mm tape width
 For packaging data see Tape and Reel Specifications section.

Dimensions – through hole parts



Terminations: Nickel/tin
 Packaged 54 per tube.



Specifications subject to change without notice. Document 425-2 Revised 12/29/05

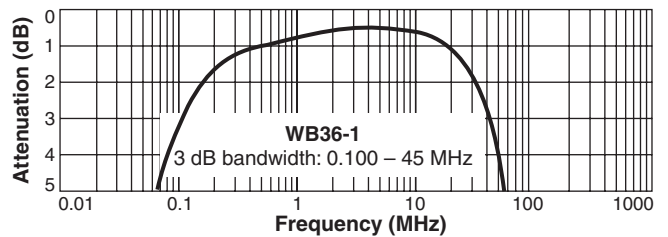
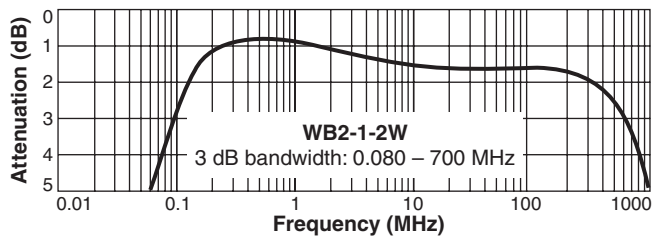
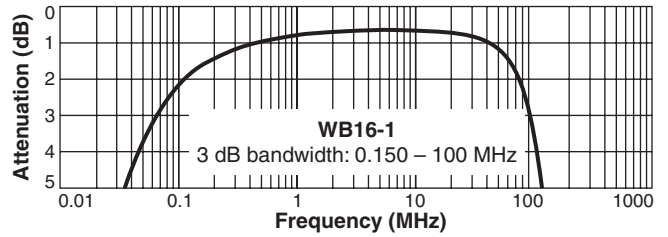
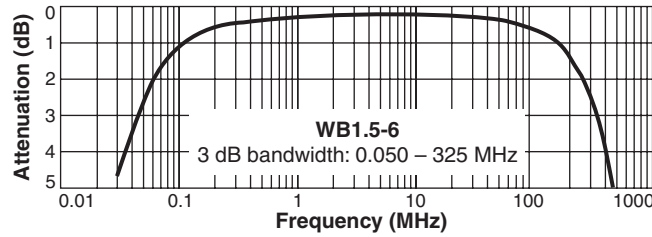
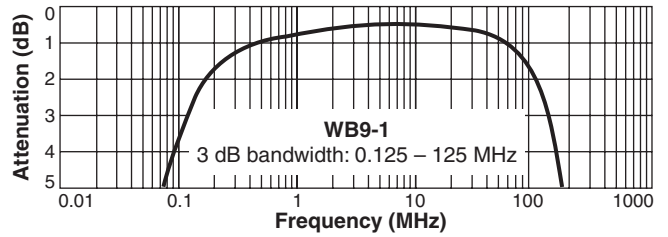
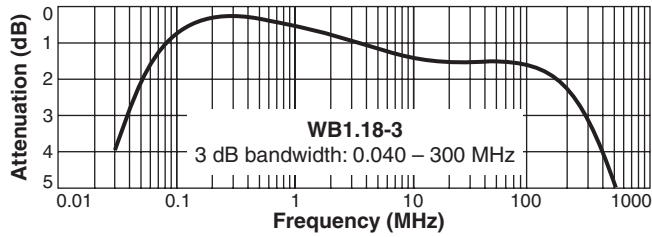
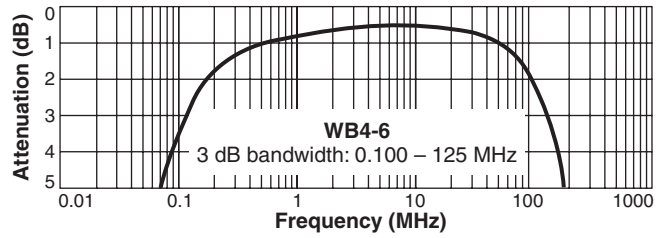
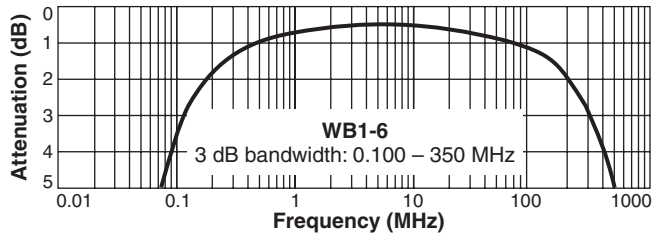
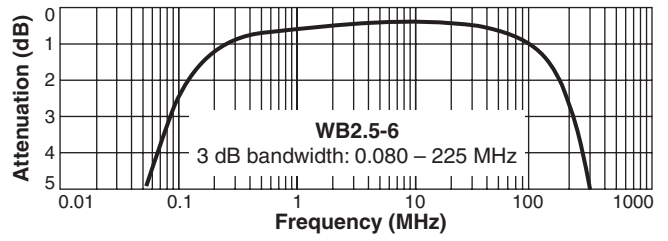
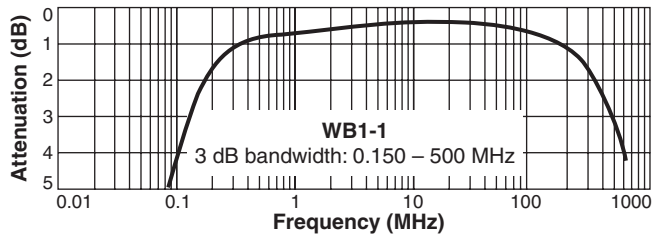
1102 Silver Lake Road Cary, Illinois 60013 Phone 847/639-6400 Fax 847/639-1469

E-mail info@coilcraft.com Web <http://www.coilcraft.com>



NEW!

Transformers with no center taps



Specifications subject to change without notice. Document 425-3 Revised 11/03/05

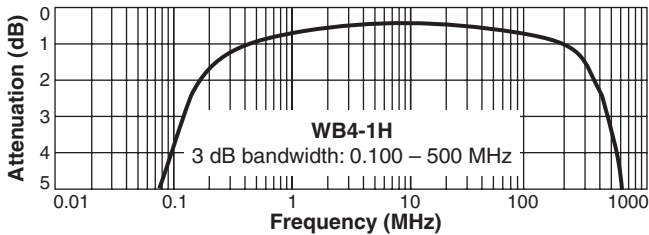
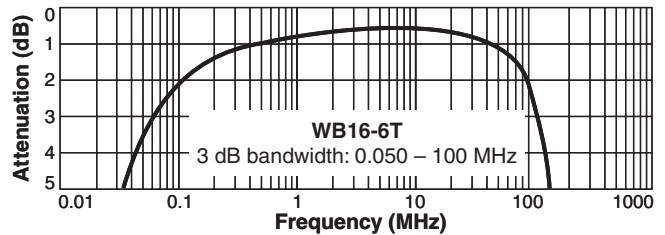
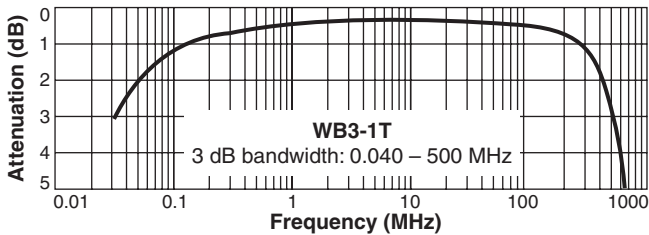
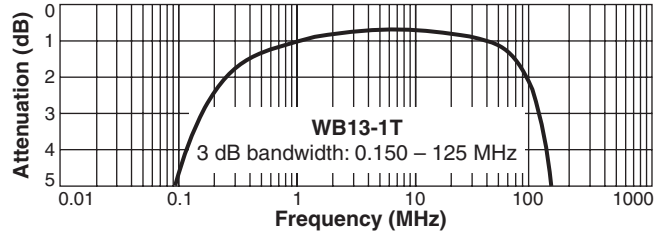
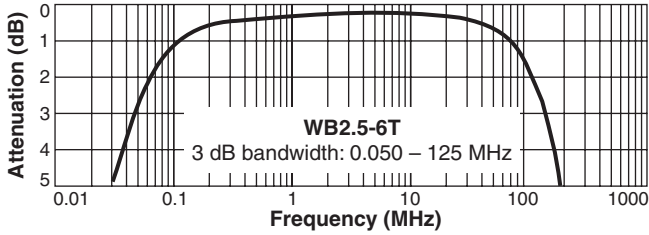
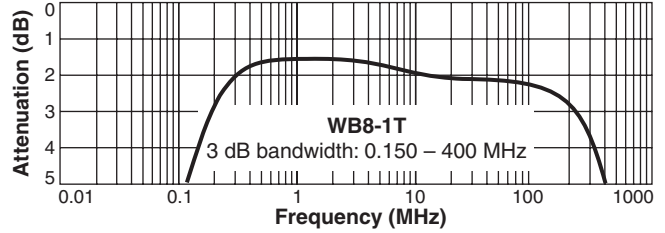
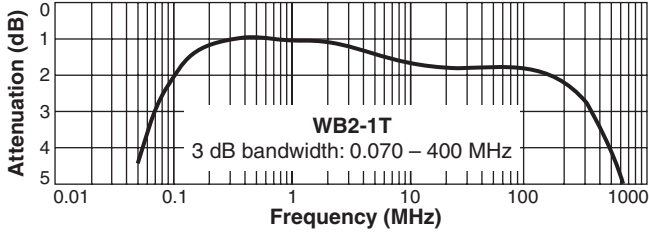
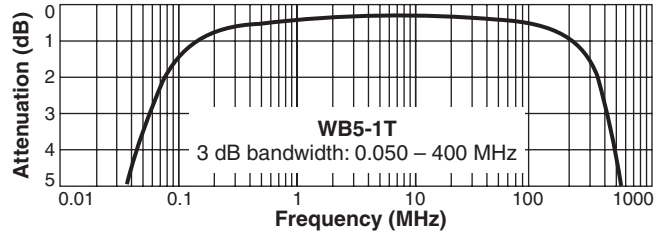
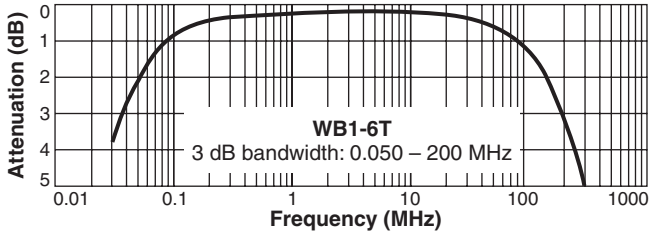
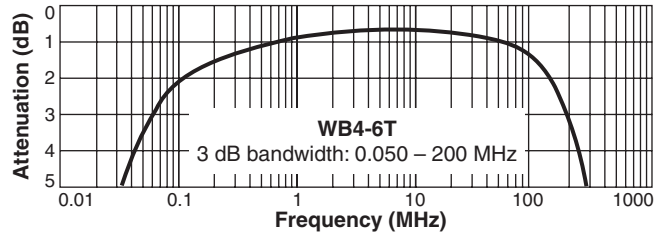
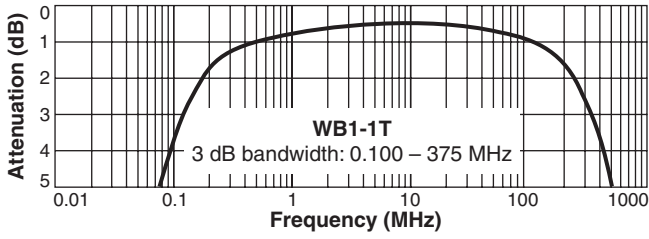
1102 Silver Lake Road Cary, Illinois 60013 Phone 847/639-6400 Fax 847/639-1469

E-mail info@coilcraft.com Web <http://www.coilcraft.com>



NEW!

Transformers with secondary center tap



Specifications subject to change without notice. Document 425-4 Revised 11/03/05

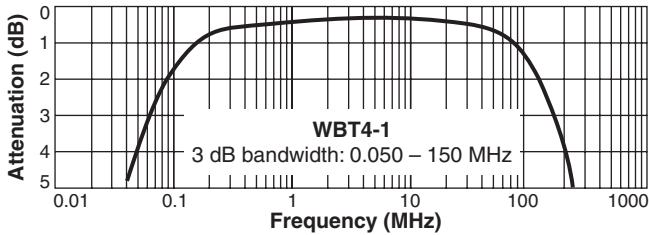
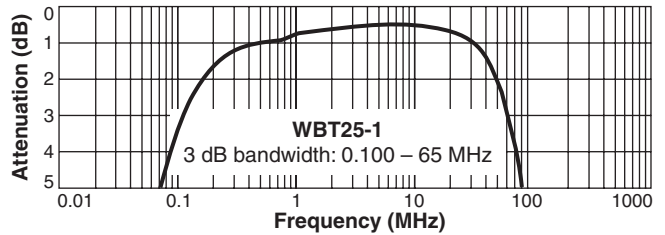
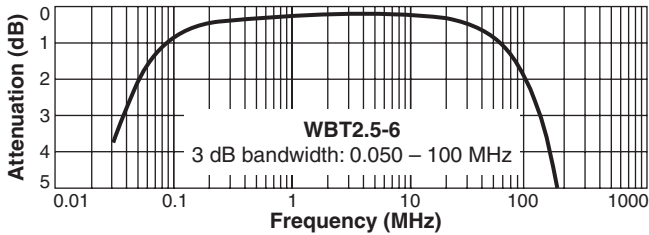
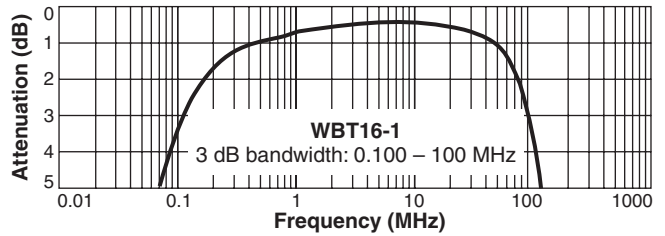
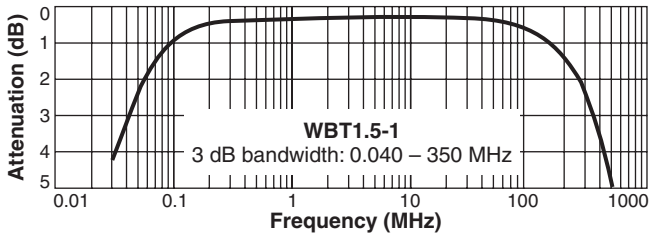
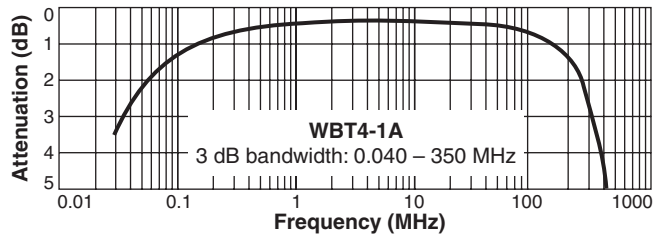
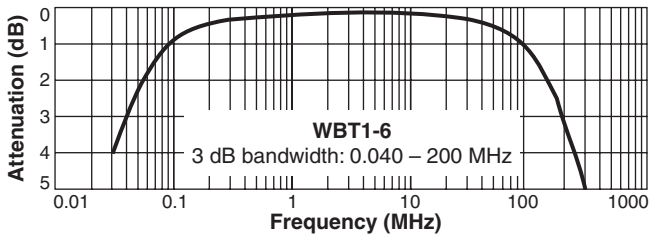
1102 Silver Lake Road Cary, Illinois 60013 Phone 847/639-6400 Fax 847/639-1469

E-mail info@coilcraft.com Web <http://www.coilcraft.com>

NEW!



Transformers with primary and secondary center taps



Specifications subject to change without notice. Document 425-5 Revised 11/03/05

1102 Silver Lake Road Cary, Illinois 60013 Phone 847/639-6400 Fax 847/639-1469

E-mail info@coilcraft.com Web <http://www.coilcraft.com>