

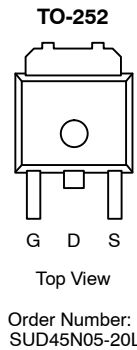


N-Channel 50-V (D-S), 175°C MOSFET, Logic Level

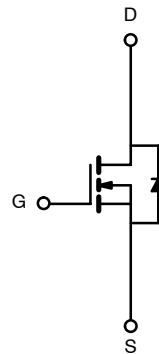
PRODUCT SUMMARY		
V _{DS} (V)	r _{DS(on)} (Ω)	I _D (A) ^a
50	0.018 @ V _{GS} = 10 V	30
	0.020 @ V _{GS} = 4.5 V	30

FEATURES

- TrenchFET® Power MOSFET
- 175°C Maximum Junction Temperature
- 100% R_g Tested



Drain Connected to Tab



N-Channel MOSFET

ABSOLUTE MAXIMUM RATINGS (T _C = 25°C UNLESS OTHERWISE NOTED)			
Parameter	Symbol	Limit	Unit
Drain-Source Voltage	V _{DS}	50	V
Gate-Source Voltage	V _{GS}	± 20	
Continuous Drain Current ^a	I _D	T _C = 25°C	A
		T _C = 100°C	
Pulsed Drain Current	I _{DM}	100	
Continuous Source Current (Diode Conduction) ^a	I _S	43	
Avalanche Current	I _{AR}	37	
Repetitive Avalanche Energy (Duty Cycle ≤ 1%)	L = 0.1 mH E _{AR}	93	
Maximum Power Dissipation	P _D	T _C = 25°C	W
		T _A = 25°C	
Operating Junction and Storage Temperature Range	T _J , T _{stg}	-55 to 175	°C

THERMAL RESISTANCE RATINGS			
Parameter	Symbol	Limit	Unit
Maximum Junction-to-Ambient	R _{thJA}	Free Air, FR4 Board Mount	°C/W
		Free Air, Vertical Mount	
Maximum Junction-to-Case	R _{thJC}	2.0	

Notes

- a. Package limited.
- b. Surface Mounted on FR4 Board, t ≤ 10 sec.

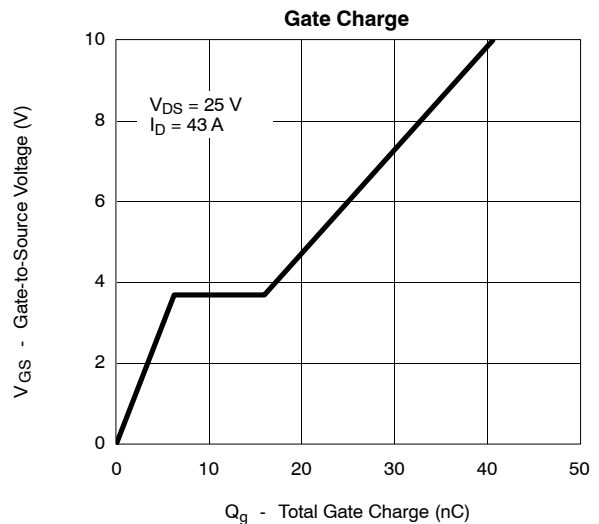
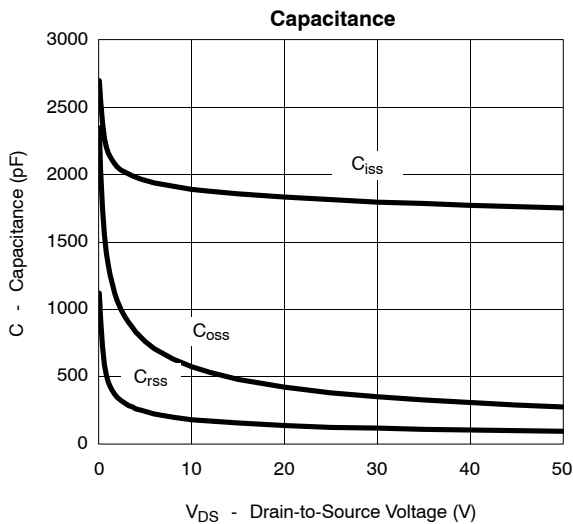
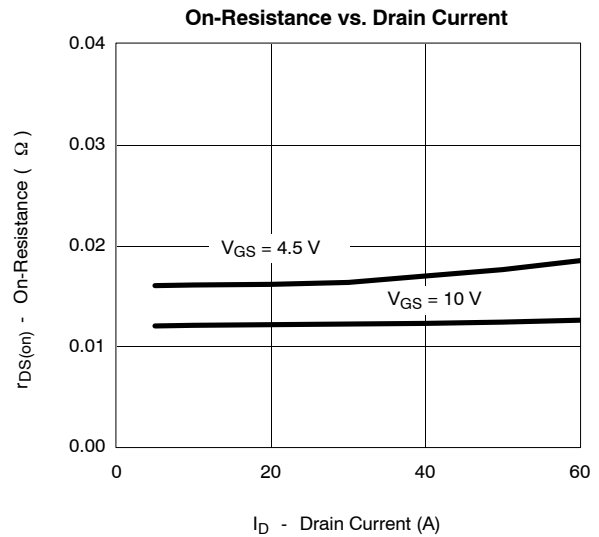
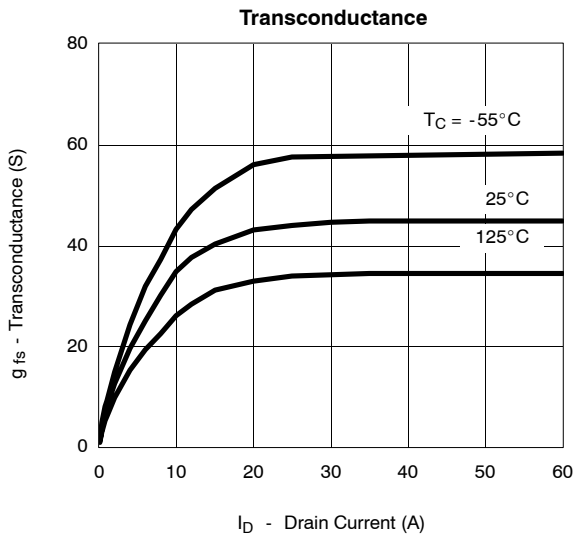
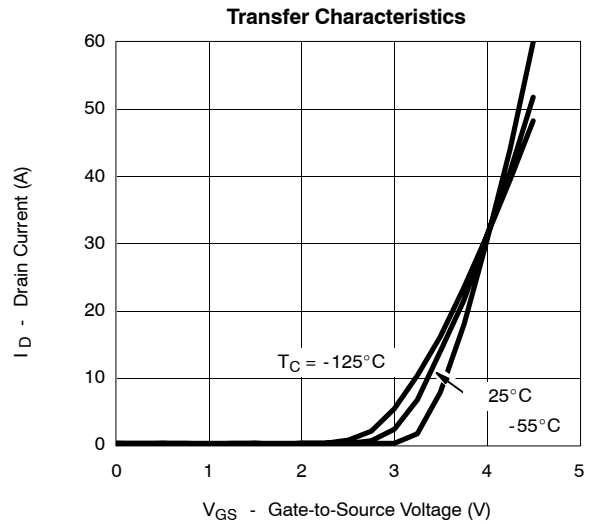
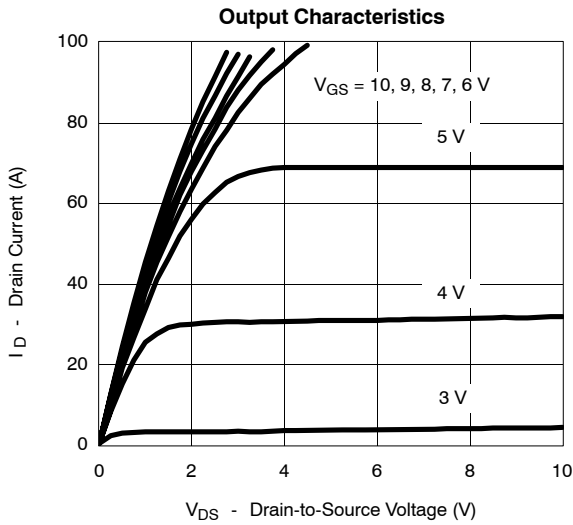
For SPICE model information via the Worldwide Web: <http://www.vishay.com/www/product/spice.htm>

SPECIFICATIONS (T _J = 25 °C UNLESS OTHERWISE NOTED)						
Parameter	Symbol	Test Condition	Min	Typ ^a	Max	Unit
Static						
Drain-Source Breakdown Voltage	V _{(BR)DSS}	V _{GS} = 0 V, I _D = 250 μA	50			V
Gate Threshold Voltage	V _{GS(th)}	V _{DS} = V _{GS} , I _D = 250 μA	1.0	2.0		
Gate-Body Leakage	I _{GSS}	V _{DS} = 0 V, V _{GS} = ±20 V			±100	nA
Zero Gate Voltage Drain Current	I _{DSS}	V _{DS} = 50 V, V _{GS} = 0 V			1	μA
		V _{DS} = 50 V, V _{GS} = 0 V, T _J = 125 °C			50	
		V _{DS} = 50 V, V _{GS} = 0 V, T _J = 175 °C			150	
On-State Drain Current ^b	I _{D(on)}	V _{DS} = 5 V, V _{GS} = 10 V	43			A
Drain-Source On-State Resistance ^b	r _{DS(on)}	V _{GS} = 10 V, I _D = 20 A			0.018	Ω
		V _{GS} = 10 V, I _D = 20 A, T _J = 125 °C			0.036	
		V _{GS} = 10 V, I _D = 43 A, T _J = 125 °C			0.040	
		V _{GS} = 4.5 V, I _D = 43 A			0.020	
Forward Transconductance ^b	g _{fs}	V _{DS} = 15 V, I _D = 43 A	20			S
Dynamic^a						
Input Capacitance	C _{iss}	V _{GS} = 0 V, V _{DS} = 25 V, f = 1 MHz		1800	3600	pF
Output Capacitance	C _{oss}			370		
Reverse Transfer Capacitance	C _{rss}			130		
Total Gate Charge ^c	Q _g	V _{DS} = 25 V, V _{GS} = 10 V, I _D = 43 A		43	60	nC
Gate-Source Charge ^c	Q _{gs}			7		
Gate-Drain Charge ^c	Q _{gd}			10		
Gate Resistance	R _g		0.5		3.6	Ω
Turn-On Delay Time ^c	t _{d(on)}	V _{DD} = 25 V, R _L = 0.6 Ω I _D = 43 A, V _{GEN} = 10 V, R _G = 2.5 Ω		10	20	ns
Rise Time ^c	t _r			10	20	
Turn-Off Delay Time ^c	t _{d(off)}			32	60	
Fall Time ^c	t _f			7	15	
Source-Drain Diode Ratings and Characteristic (T_C = 25 °C)						
Pulsed Current	I _{SM}				43	A
Diode Forward Voltage ^b	V _{SD}	I _F = 43 A, V _{GS} = 0 V			1.5	V
Source-Drain Reverse Recovery Time	t _{rr}	I _F = 43 A, di/dt = 100 A/μs		49	100	ns

Notes

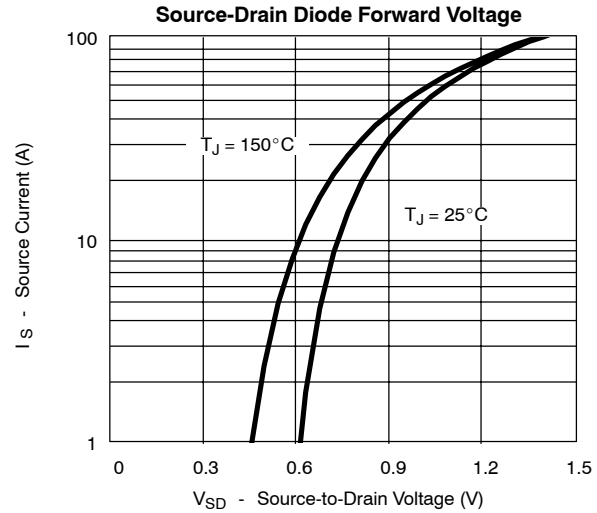
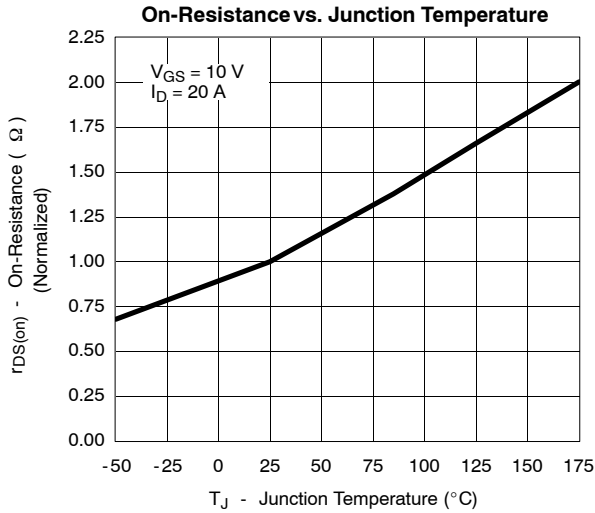
- Guaranteed by design, not subject to production testing.
- Pulse test; pulse width ≤ 300 μs, duty cycle ≤ 2%.
- Independent of operating temperature.

TYPICAL CHARACTERISTICS (25°C UNLESS NOTED)

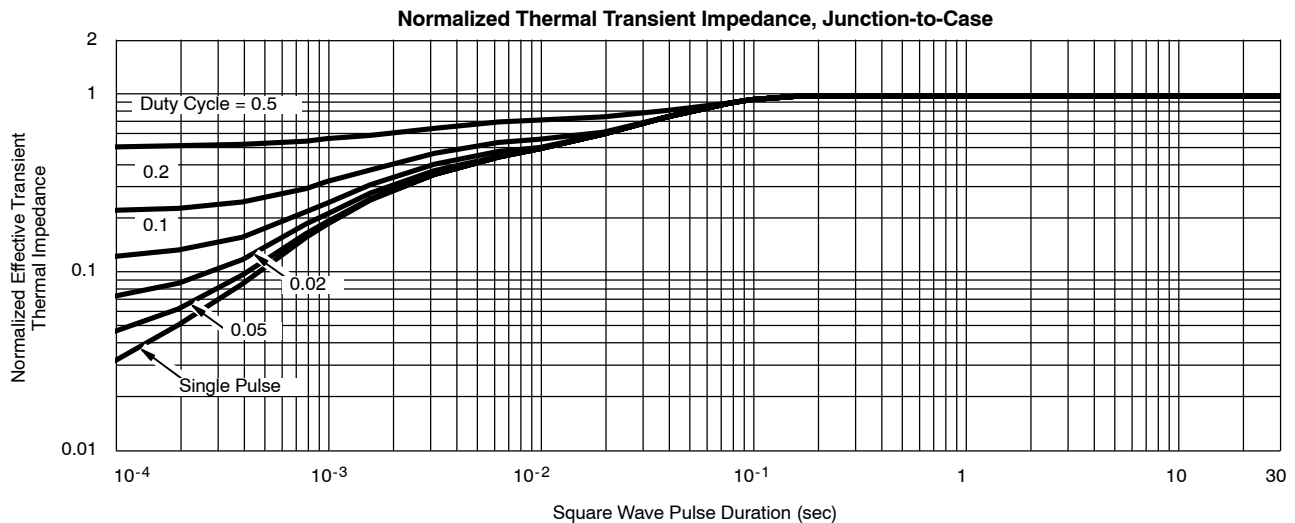
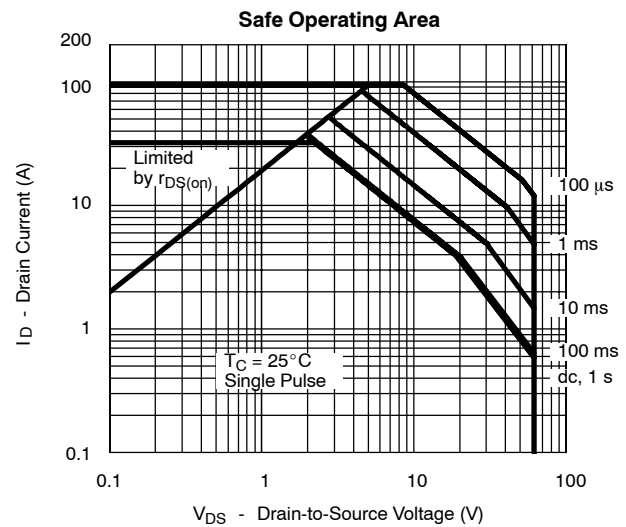
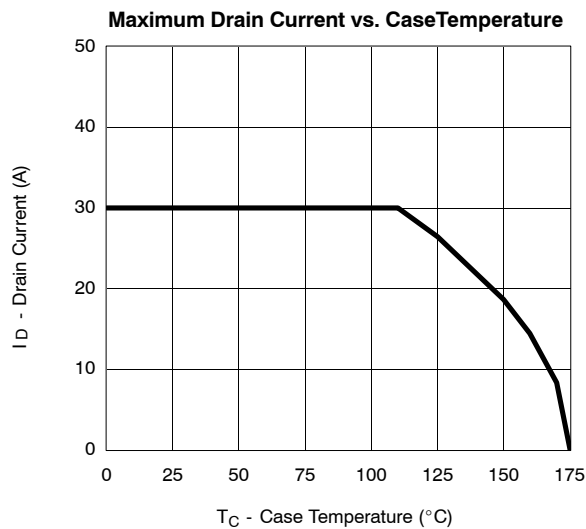




TYPICAL CHARACTERISTICS (25°C UNLESS NOTED)



THERMAL RATINGS





Disclaimer

All product specifications and data are subject to change without notice.

Vishay Intertechnology, Inc., its affiliates, agents, and employees, and all persons acting on its or their behalf (collectively, "Vishay"), disclaim any and all liability for any errors, inaccuracies or incompleteness contained herein or in any other disclosure relating to any product.

Vishay disclaims any and all liability arising out of the use or application of any product described herein or of any information provided herein to the maximum extent permitted by law. The product specifications do not expand or otherwise modify Vishay's terms and conditions of purchase, including but not limited to the warranty expressed therein, which apply to these products.

No license, express or implied, by estoppel or otherwise, to any intellectual property rights is granted by this document or by any conduct of Vishay.

The products shown herein are not designed for use in medical, life-saving, or life-sustaining applications unless otherwise expressly indicated. Customers using or selling Vishay products not expressly indicated for use in such applications do so entirely at their own risk and agree to fully indemnify Vishay for any damages arising or resulting from such use or sale. Please contact authorized Vishay personnel to obtain written terms and conditions regarding products designed for such applications.

Product names and markings noted herein may be trademarks of their respective owners.