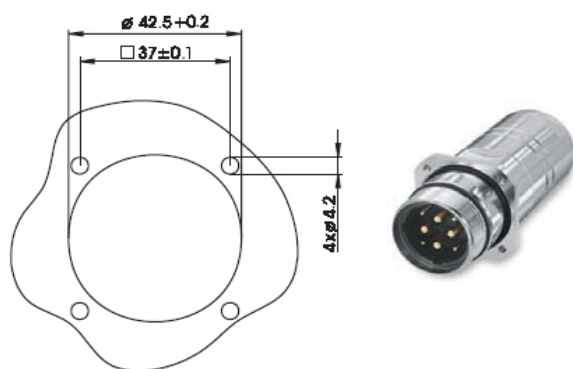


Shielded cable/flange connector, long version

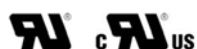
M 40, cable entry 8.5—12.5 mm

PE connecting earth pin to the shell

6 position male (2+3+PE) with square flange, rear mount, O-ring at the front



Technical details:



Shell material: zinc die-cast, nickel plated

Insert material: Thermoplastic PA 66 UL94V0

Contact material: CuZn

Contact plating: nickel + gold plated

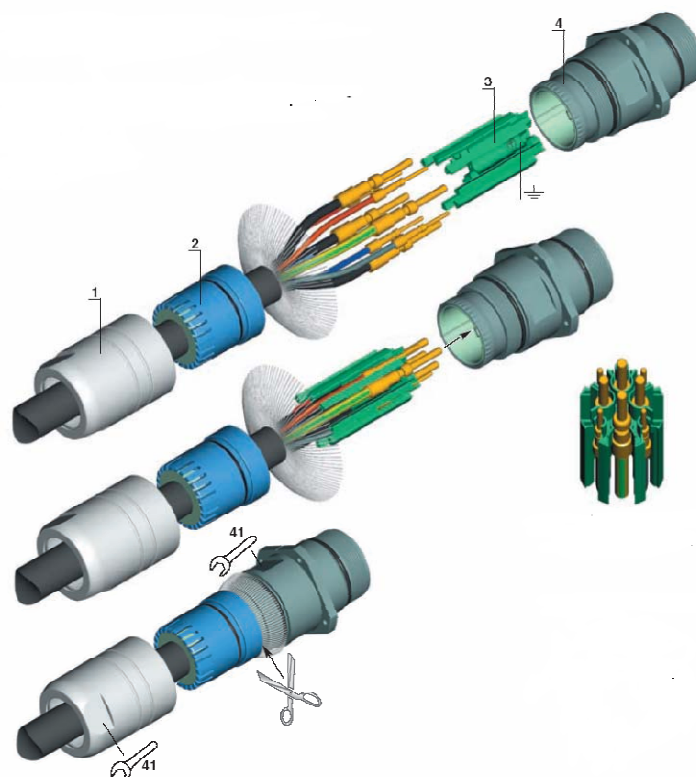
The following contacts can be used, but not included in this part number:

2 x 2.0 mm contacts 24-17AWG SM-20KP006
18-16AWG SM-20KP005
17-14AWG SM-20KP007
12AWG SM-20KP008

4 x 3.6 mm contacts 17-14AWG SM-36KP005
14-12AWG SM-36KP006
10-8AWG SM-36KP007

Protection: IP 67 (mated)
O-rings/gaskets: Fluor rubber (FPM)
Temperature: - 40°C (-40°F)
+ 125°C (+ 257°F)

Rated current: 9/70 Amp
Rated voltage: 250/630 Volt
Insulation resistance: $\geq 10^{12} \Omega$



| | | |
|---|--|----------|
| PHOENIX CONTACT INSPIRING INNOVATIONS | DRAWN BY | Se |
| | REVISED | 00-00-00 |
| | DATE | 02-28-07 |
| | DESCRIPTION Cable/flange connector M 40 | |
| PART NUMBER SM-5EP1N8ACL02 | | |