

635nm 10mW 50°C Reliable Operation

• Features

1. Short wavelength: 635nm (Typ.)
2. High output power: 10mW CW
3. Low threshold current: I_{th} = 35mA (Typ.)
4. Low operation voltage: V_{op} = 2.15V (Typ.)
5. High temperature: T_c = 50°C
6. MTTF > 3000hrs

• Applications

1. Bar-code scanner
2. Line maker, Leveler
3. High visibility LD display

• Absolute maximum ratings

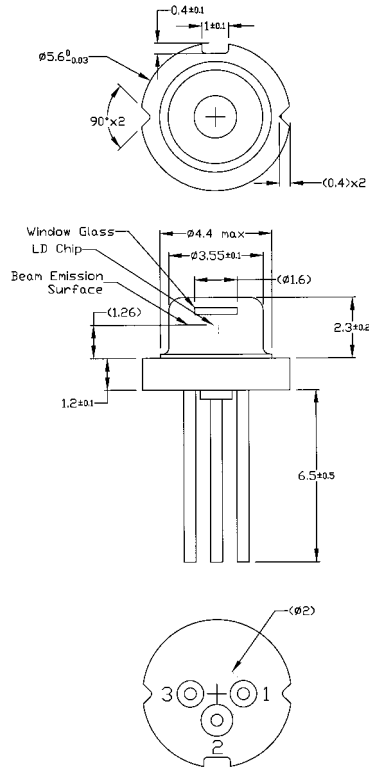
Parameter	Symbol	Condition	Rating	Unit
Light output power	P_O	CW	12	mW
Reverse voltage (LD)	V_{RL}	-	2	V
Reverse voltage (PD)	V_{RD}	-	30	V
Forward current (PD)	I_{FD}	-	10	mA
Case temperature	T_C	-	-10~+50	°C
Storage temperature	T_S	-	-40~+75	°C

• Electrical and optical characteristics ($T_c=25^\circ\text{C}$)

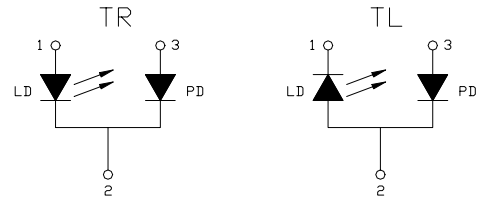
Parameter	Symbol	Min.	Typ.	Max.	Unit	Conditions
Peak wavelength		630	635	640	nm	$P_O=10\text{mW}$
Threshold current	I_{th}	20	30	40	mA	
Operating current	I_{op}	40	55	65	mA	$P_O=10\text{mW}$
Operating voltage	V_{op}	2	2.15	2.5	V	$P_O=10\text{mW}$
Differential efficiency		0.25	0.50	0.65	mW/mA	$P_O=5\text{-}10\text{mW}$
Monitor current	I_m	0.05	0.1	0.5	mA	$P_O=10\text{mW}, V_{RD}=5\text{V}$
Parallel divergence angle	//	6	7.5	11	deg	$P_O=5\text{mW}$
Perpendicular divergence angle		30	33	40	deg	
Parallel FFP deviation angle	//	-	-	± 2.9	deg	
Perpendicular FFP deviation angle		-	-	± 1.9	deg	
Emission point accuracy	x y z	-	-	± 80	um	

• Precautions

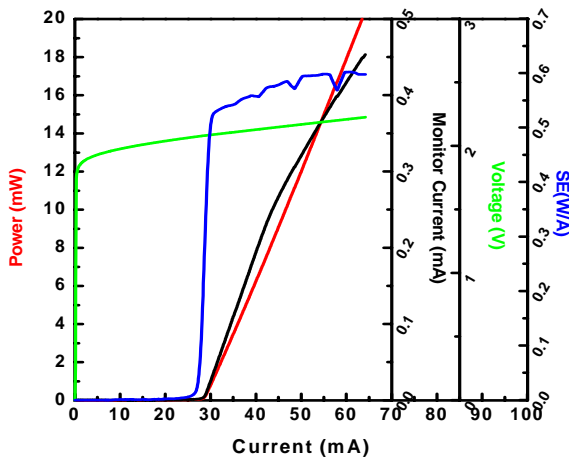
1. Do not operate the device above the maximum rating condition, even momentarily. It may cause unexpected permanent damage to the device.
2. Semiconductor laser device is very sensitive to electrostatic discharge. High voltage spike current may change the characteristics of the device, or malfunction at any time during its service period. Therefore, proper measures for preventing electrostatic discharge are strongly recommended.
3. Effective heat sink can help the device operates under a more relax condition; as a result, a more stable characteristics and better reliability can be achieved. So it is recommended that always apply proper heat sink before the device is operating.



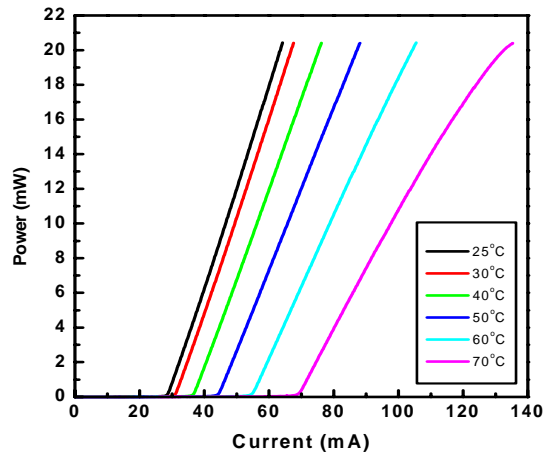
() denoted typical value



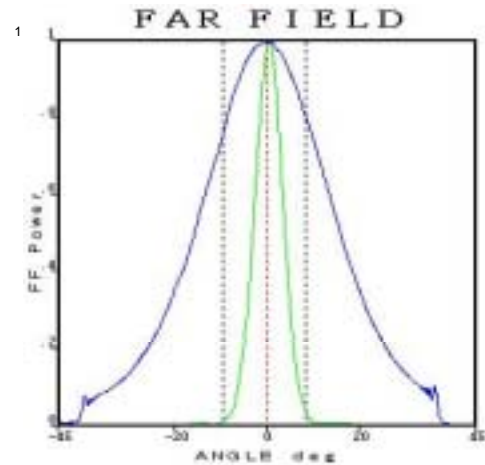
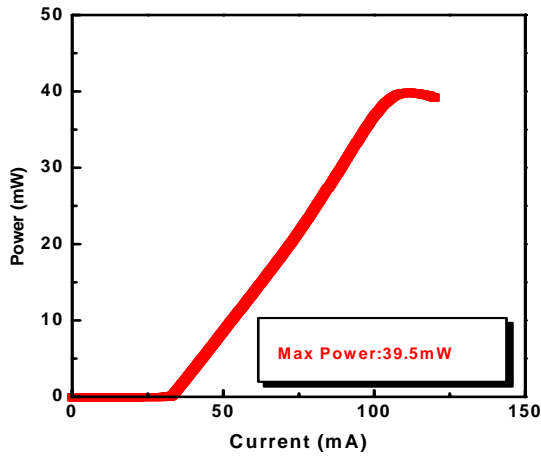
Laser characteristics



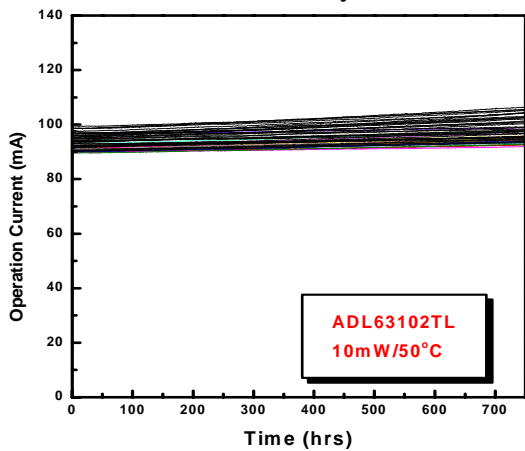
Output power vs. Forward current



Max Power



Reliability



MTTF

