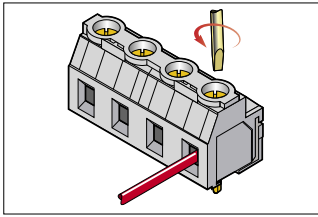



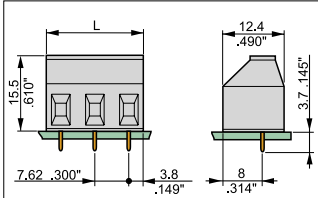
# L 106 200 P.C.B. terminal blocks

► Expert Range - Screw clamp connection



Terminal blocks for connection parallel to P.C.B.  
Single deck block, 1 pin per pole.

Pin 0.8 x 0.9 x 3.7 mm  
.031" x .035" x .145"  
P.C.B. thickness ≤ 2.4 mm .094"  
P.C.B. holes Ø 1.3 mm .052"  
Body : UL94 V0 - PC  
Grey □



## 2.5 mm<sup>2</sup> - Spacing 7.62 mm .300"

### Ordering details

N. Poles	Weight kg	Packaging	L. mm	Order code
2	0.0031	100	15.20	1SSA 106 202 R0100
3	0.0047	100	22.80	1SSA 106 203 R0100
4	0.0063	100	30.40	1SSA 106 204 R0100
5	0.0078	50	38.10	1SSA 106 205 R0100
6	0.0094	50	45.70	1SSA 106 206 R0100

Other numbers of poles, consult us

### Technical data

	IEC	UL	CSA
Wire size			
Screw			
Solid wire	0.12 - 2.5 mm <sup>2</sup>	22 - 14 AWG	22 - 14 AWG
Stranded wire	0.12 - 2.5 mm <sup>2</sup>	22 - 14 AWG	22 - 14 AWG
With ferrule			
Rated voltage	380 V	300 V	300 V
Rated current	15 A	10 A	15 A
Short-circuit current			
Rated wire size / Gauge	2.5 mm <sup>2</sup>	14 AWG	14 AWG
Storage temperature range		-20 ~ +80 °C	
Insulation resistance		≥ 10 <sup>9</sup> Ω	
Wire stripping length		6 mm / .236"	
Recommended screwdriver		3.5 mm / .138"	
Recommended torque		0.4 / 3.5 lb.in	
Protection		IP 20 / NEMA 1	



### Accessories

Rep.	Description		Type	Order code	Packaging	Weight kg
1	Test plug	Ø 2 mm	FC2	1SNA 007 865 R2600	20	0.0010

