


Miniature PCB Relay T73

- 10A switching capacity
- UL Class F coil insulation system standard
- 1 form A (NO) and 1 form C (CO) contact arrangement
- Flux proof, wash tight plastic sealed case available



Typical applications
Appliances, HVAC, office machines



Approvals

UL E29244
Technical data of approved types on request

Contact Data

Contact arrangement	1 form A (NO)
Rated voltage	120VAC, 24VDC
Max. switching voltage	120VAC, 28VDC
Rated current	10A
Contact material	AgCdO
Min. recommended contact load	100mA at 5VDC
Frequency of operation	1800 ops./h
Operate/release time max.	10/5ms
Electrical endurance	
10A, 120VAC resistive	100x10 ³ ops.
6A, 24VDC resistive	100x10 ³ ops.
Contact ratings	10A, 120VAC resistive 6A, 24VDC resistive 3/4HP, 240VAC
Mechanical endurance, DC coil	10x10 ⁶ operations

Coil Data

Coil voltage range	3 to 48VDC
Operative range, IEC 61810	2
Coil insulation system according UL	Class F

Coil Data (continued)

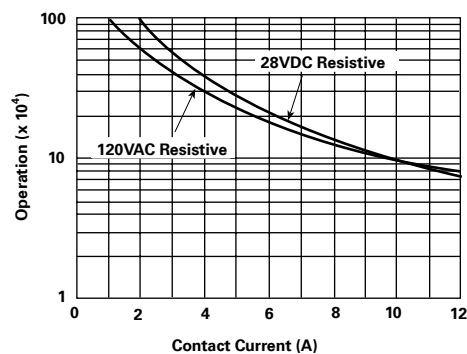
Coil code	Rated voltage VDC	Operate voltage VDC	Release voltage VDC	Coil resistance Ω±10%	Rated coil power mW
003	3	1.95	0.15	20	450
005	5	3.25	0.25	55.5	450
006	6	3.9	0.3	80	450
009	9	5.85	0.45	180	450
012	12	7.8	0.6	320	450
018	18	11.7	0.9	720	450
024	24	15.6	1.2	1280	450
048	48	31.2	2.4	3491	660

All figures are given for coil without pre-energization, at ambient temperature +23°C.

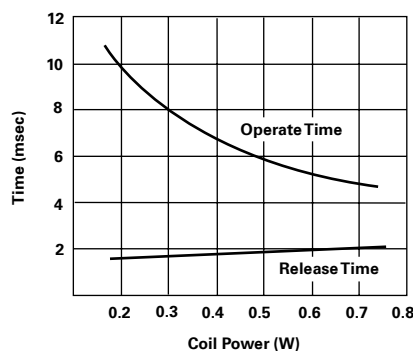
Insulation Data

Initial dielectric strength	
between open contacts	750V _{rms}
between contact and coil	2000V _{rms}
Clearance/creepage	
between contact and coil	>1.6/3.2mm

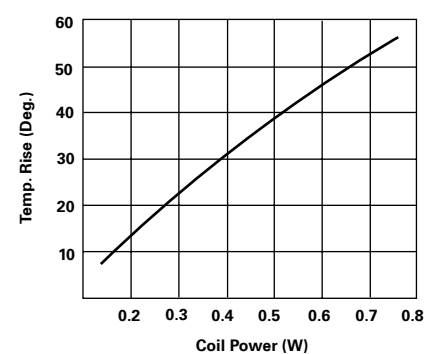
Electrical endurance



Operate time



Coil temperature rise



Note: Graphical data should not be used as a substitute for specific application verification. To be used for estimates only.

Miniature PCB Relay T73 (Continued)

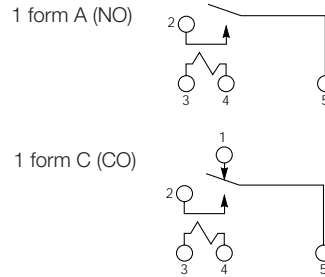
Other Data

Material compliance: EU RoHS/ELV, China RoHS, REACH, Halogen content refer to the Product Compliance Support Center at www.te.com/customersupport/rohssupportcenter

Ambient temperature	-30°C to +80°C
Category of environmental protection	IEC 61810
	RTII - flux proof RTIII - wash tight
Shock resistance (functional)	10g
Shock resistance (destructive)	100g
Weight	12g
Resistance to soldering heat THT	IEC 60068-2-20
	RTII: 270°C/10s RTIII: 260°C/5s
Packaging unit	tube/20 pcs., carton box/1000 pcs.

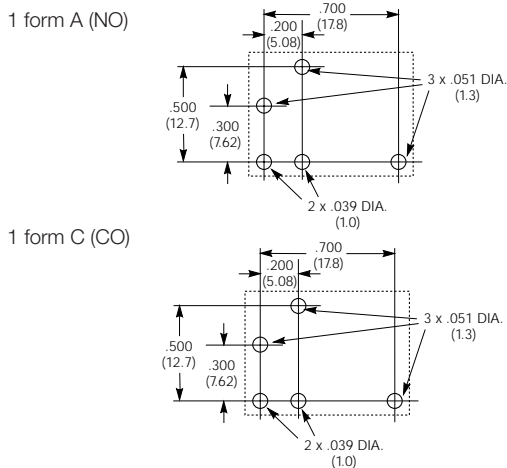
Terminal assignment

Bottom view on solder pins

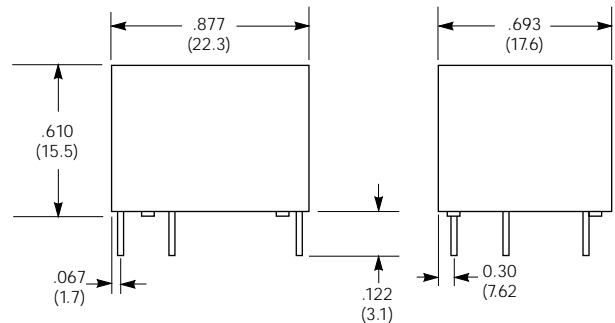


PCB layout

Bottom view on solder pins



Dimensions



Product code structure

Typical product code **T73 S 5 D 1 5 -24**

Basic type

T73 Miniature PCB Relay T73

Category of protection

- V** Flux proof
- S** Wash tight, immersion cleanable, plastic sealed case

Contact arrangement

1 1 form A (NO) contact **5** 1 form C (CO) contact

Coil input

D DC coil

Relay type

1 Standard coil

Contact material

5 AgCdO

Coil voltage

Coil code: please refer to coil versions table (e.g. 05=5VDC)

Other types on request

Product code	Enclosure	Arrangement	Coil	Cont.material	Coil voltage	Part number
T73S1D15-12	Wash tight	1 form A (NO)	DC coil	AgCdO	12VDC	1-1393197-1
T73S5D15-05		1 form C (CO)			5VDC	2-1393197-9
T73S5D15-12					12VDC	3-1393197-2
T73S5D15-24					24VDC	3-1393197-4