



PJP8N60 / PJF8N60

600V N-Channel Enhancement Mode MOSFET

FEATURES

- 8A , 600V, $R_{DS(ON)}=1.2\Omega@V_{GS}=10V, I_D=4.0A$
- Low ON Resistance
- Fast Switching
- Low Gate Charge
- Fully Characterized Avalanche Voltage and Current
- Specially Designed for AC Adapter, Battery Charge and SMPS
- In compliance with EU RoHs 2002/95/EC Directives

MECHANICAL DATA


- Case: TO-220AB / ITO-220AB Molded Plastic
- Terminals : Solderable per MIL-STD-750,Method 2026

ORDERING INFORMATION

TYPE	MARKING	PACKAGE	PACKING
PJP8N60	P8N60	TO-220AB	50PCS/TUBE
PJF8N60	F8N60	ITO-220AB	50PCS/TUBE

TO-220AB / ITO-220AB

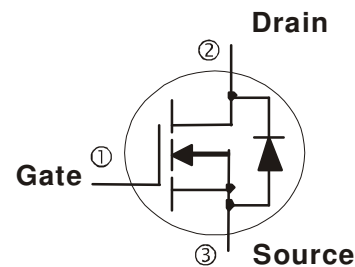
TO-220AB



ITO-220AB



INTERNAL SCHEMATIC DIAGRAM



Maximum RATINGS and Thermal Characteristics ($T_A=25^\circ\text{C}$ unless otherwise noted)

PARAMETER	Symbol	PJP8N60	PJF8N60	Units
Drain-Source Voltage	V_{DS}	600		V
Gate-Source Voltage	V_{GS}	± 30		V
Continuous Drain Current	I_D	8	8	A
Pulsed Drain Current ¹⁾	I_{DM}	32	32	A
Maximum Power Dissipation Derating Factor	P_D	125 1.0	45 0.39	W
Operating Junction and Storage Temperature Range	T_J, T_{STG}	-55 to +150		$^\circ\text{C}$
Avalanche Energy with Single Pulse $I_{AS}=8.0A, V_{DD}=50V, L=15.6mH$	E_{AS}	500		mJ
Junction-to-Case Thermal Resistance	$R_{\theta JC}$	1	2.78	$^\circ\text{C/W}$
Junction-to Ambient Thermal Resistance	$R_{\theta JA}$	62.5	100	$^\circ\text{C/W}$

Note: 1. Maximum DC current limited by the package

www.DataSheet4U.com

PANJIT RESERVES THE RIGHT TO IMPROVE PRODUCT DESIGN,FUNCTIONS AND RELIABILITY WITHOUT NOTICE



PJP8N60 / PJF8N60

ELECTRICAL CHARACTERISTICS (T_A=25°C unless otherwise noted)

Parameter	Symbol	Test Condition	Min.	Typ.	Max.	Units
Static						
Drain-Source Breakdown Voltage	BV _{DSS}	V _{GS} =0V, I _D =250uA	600	-	-	V
Gate Threshold Voltage	V _{GS(th)}	V _{DS} =V _{GS} , I _D =250uA	2.0	-	4.0	V
Drain-Source On-State Resistance	R _{DS(on)}	V _{GS} =10V, I _D =4.0A	-	1.0	1.2	Ω
Zero Gate Voltage Drain Current	I _{DSS}	V _{DS} =600V, V _{GS} =0V	-	-	10	uA
Gate Body Leakage	I _{GSS}	V _{GS} =±30V, V _{DS} =0V	-	-	±100	nA
Dynamic						
Total Gate Charge	Q _g	V _{DS} =480V, I _D =8A V _{GS} =10V	-	22.8	-	nC
Gate-Source Charge	Q _{gs}		-	5.6	-	
Gate-Drain Charge	Q _{gd}		-	7.6	-	
Turn-On Delay Time	t _{d(on)}	V _{DD} =300V, I _D =8A V _{GS} =10V, R _G =25Ω	-	13.2	18	ns
Turn-On Rise Time	t _r		-	18.4	32	
Turn-Off Delay Time	t _{d(off)}		-	46.8	65	
Turn-Off Fall Time	t _f		-	20.8	30	
Input Capacitance	C _{iss}	V _{DS} =25V, V _{GS} =0V f=1.0MHz	-	1165	1480	pF
Output Capacitance	C _{oss}		-	108	160	
Reverse Transfer Capacitance	C _{rss}		-	10	18	
Source-Drain Diode						
Max. Diode Forward Current	I _S	-	-	-	8.0	A
Max.Pulsed Source Current	I _{SM}	-	-	-	32	A
Diode Forward Voltage	V _{SD}	I _S =8A, V _{GS} =0V	-	-	1.4	V
Reverse Recovery Time	t _{rr}	V _{GS} =0V, I _F =8A di/dt=100A/us	-	350	-	ns
Reverse Recovery Charge	Q _{rr}		-	3.2	-	uC

NOTE: Plus Test : Pluse Width ≤ 300us, Duty Cycle ≤ 2%.



PJP8N60 / PJF8N60

Typical Characteristics Curves ($T_a=25^\circ\text{C}$, unless otherwise noted)

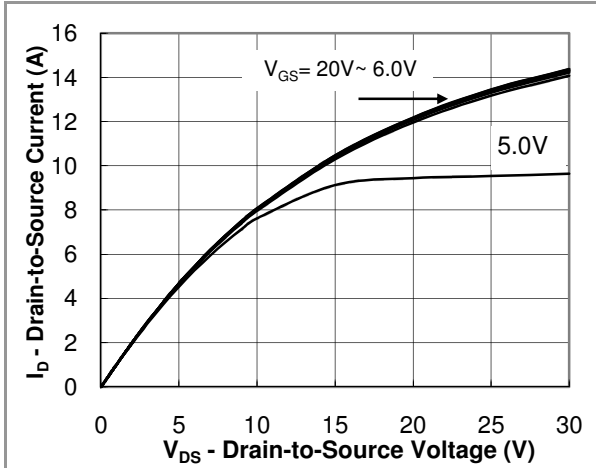


Fig.1 Output Characteristic

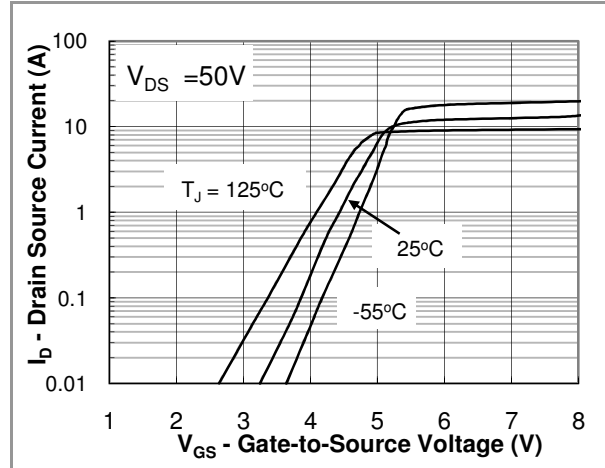


Fig.2 Transfer Characteristic

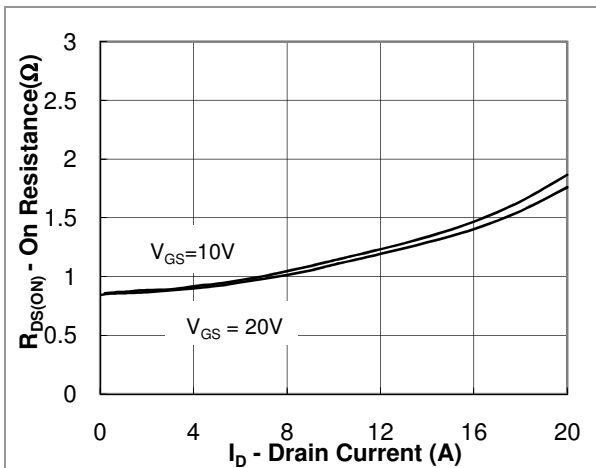


Fig.3 On Resistance vs Drain Current

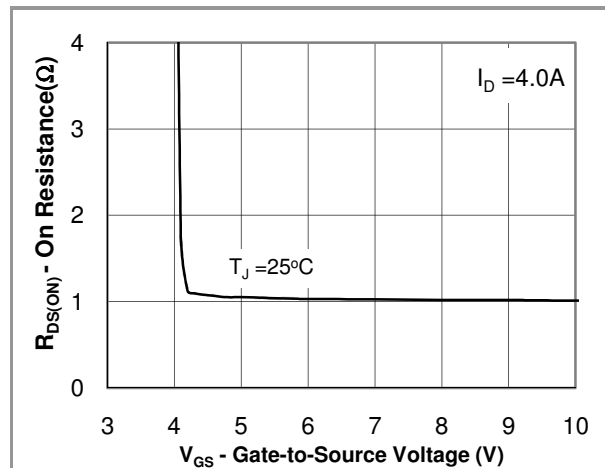


Fig.4 On Resistance vs Gate to Source Voltage

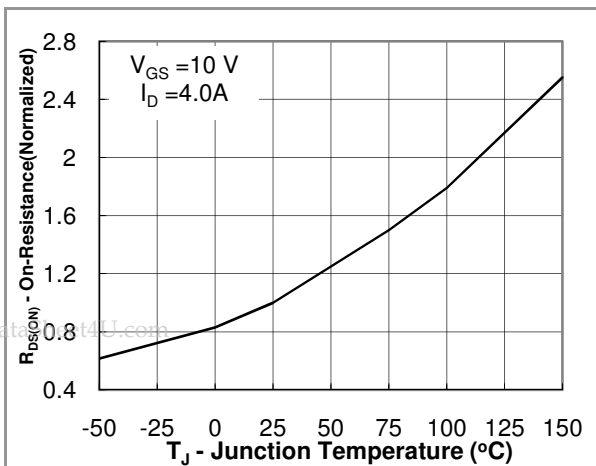


Fig.5 On Resistance vs Junction Temperature

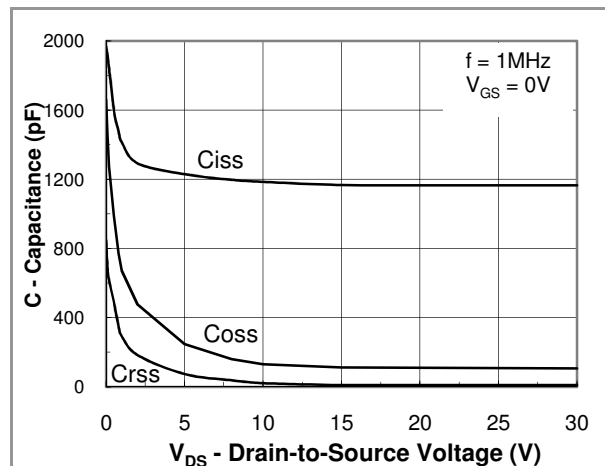


Fig.6 Capacitance



PJP8N60 / PJF8N60

Typical Characteristics Curves ($T_a=25^\circ\text{C}$, unless otherwise noted)

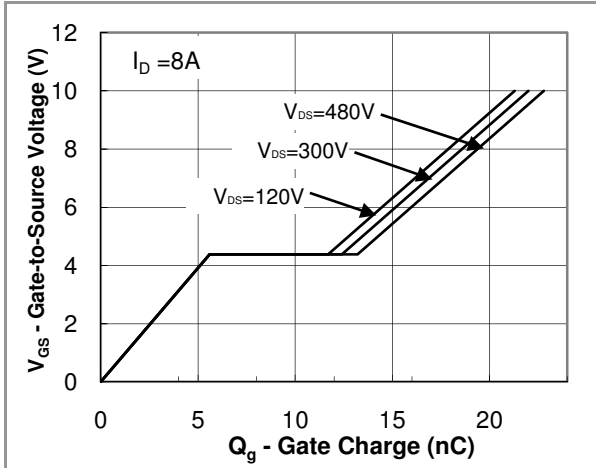


Fig. 7 Gate Charge Waveform

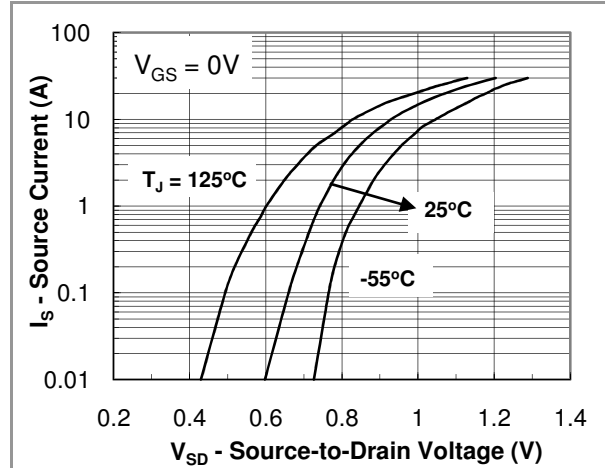


Fig.8 Source-Drain Diode Forward Voltage

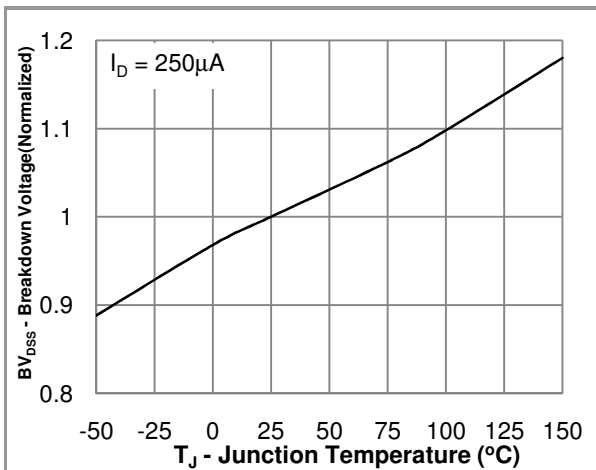


Fig.9 Breakdown Voltage vs Junction Temperature



PJP8N60 / PJF8N60

LEGAL STATEMENT

Copyright PanJit International, Inc 2010

The information presented in this document is believed to be accurate and reliable. The specifications and information herein are subject to change without notice. Pan Jit makes no warranty, representation or guarantee regarding the suitability of its products for any particular purpose. Pan Jit products are not authorized for use in life support devices or systems. Pan Jit does not convey any license under its patent rights or rights of others.