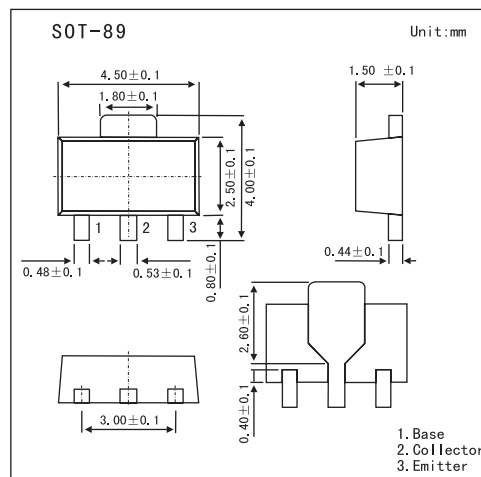


2SA1200

Features

- High Voltage : $V_{CEO} = -150V$
- High Transition Frequency : $f_T = 120MHz$ (typ.)
- Small Flat Package
- Complementary to 2SC2880



Absolute Maximum Ratings $T_a = 25^\circ C$

Parameter	Symbol	Rating	Unit
Collector-Emitter Voltage	V_{CEO}	-150	V
Collector-Base Voltage	V_{CBO}	-150	V
Emitter-Base Voltage	V_{EBO}	-5	V
Collector Current	I_C	-50	mA
Base Current	I_B	-10	mA
Collector Power Dissipation	P_C	500	mW
Junction temperature	T_j	150	$^\circ C$
Storage temperature	T_{stg}	-55 to +150	$^\circ C$

Electrical Characteristics $T_a = 25^\circ C$

Parameter	Symbol	Testconditons	Min	Typ	Max	Unit
Emitter Cut-off Current	I_{EBO}	$V_{EB} = -5V, I_C = 0$			-0.1	μA
Collector Cut-off Current	I_{CBO}	$V_{CB} = -150V, I_E = 0$			-0.1	μA
DC Current Gain	h_{FE}	$V_{CE} = -5V, I_C = -10mA$	70		240	
Collector-Emitter Saturation Voltage	$V_{CE(sat)}$	$I_C = -10mA, I_B = -1mA$			-0.8	V
Base-Emitter Voltage	V_{BE}	$V_{CE} = -5V, I_C = -30mA$			-0.9	V
Transtion Frequency	f_T	$V_{CE} = -30V, I_C = -10mA$		120		MHz
Collector Output Capacitance	C_{ob}	$V_{CB} = -10V, I_E = 0, f = 1MHz$		4.0	5.0	pF

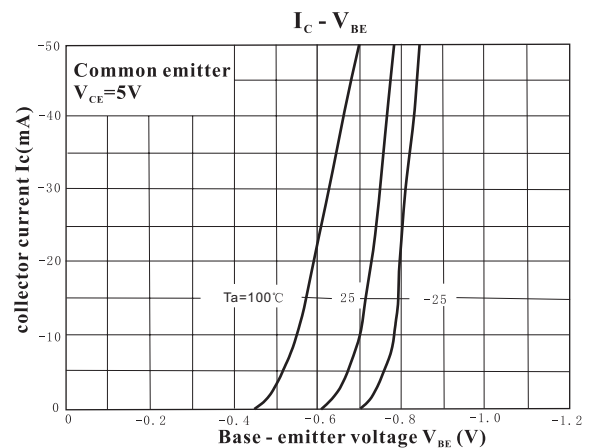
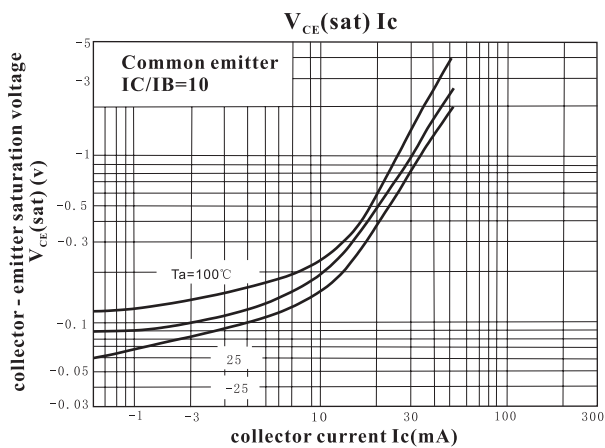
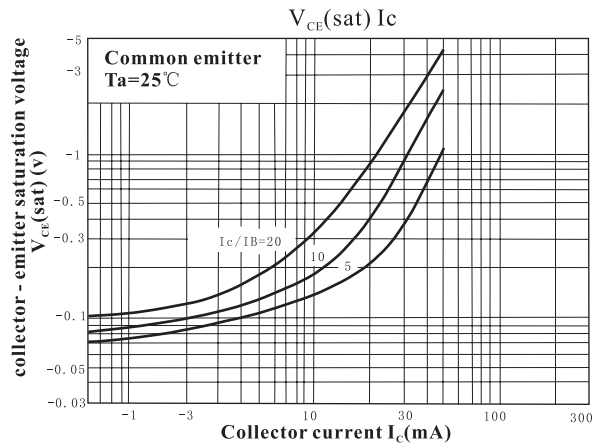
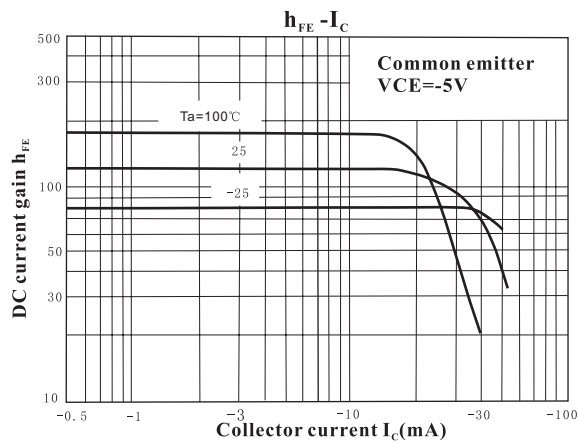
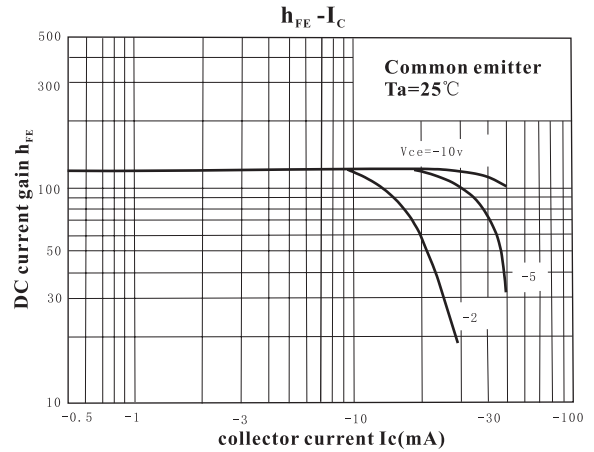
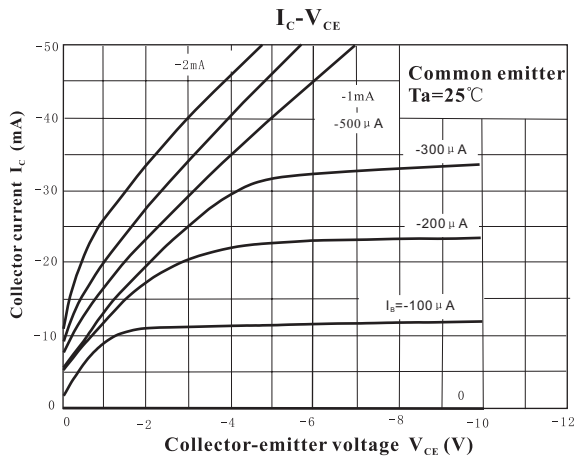
hFE Classification

Marking	B	
	O	Y
hFE	70~140	120~240



2SA1200

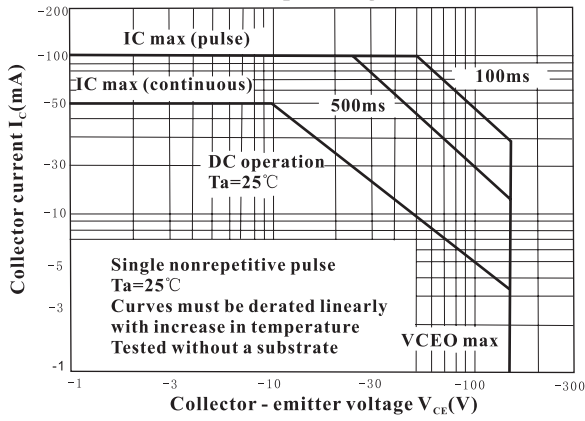
Electrical Characteristics Curves





2SA1200

Safe Operating Area



$P_c - T_a$

