



**Features:**

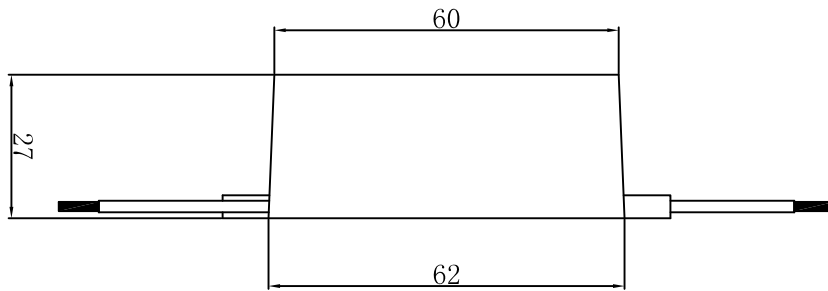
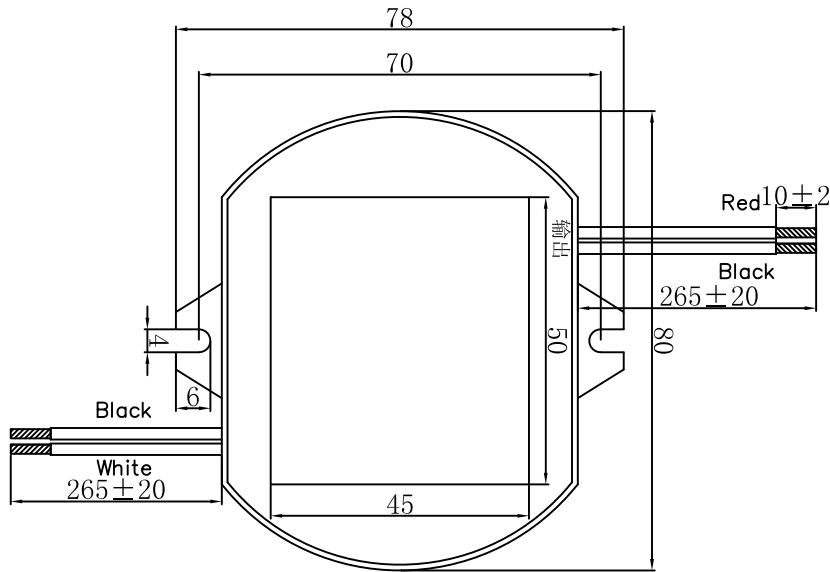
- Constant Current Design
- Universal AC input/ Full Range
- Built-in Active PFC function, PF 0.95 Typical
- High Efficiency (Up to 84%)
- Output Protections: OVP/SCP/OTP
- Lightning Protection
- Class 2 Power Unit (See Note)
- Waterproof (IP65)
- 3 Year Warranty



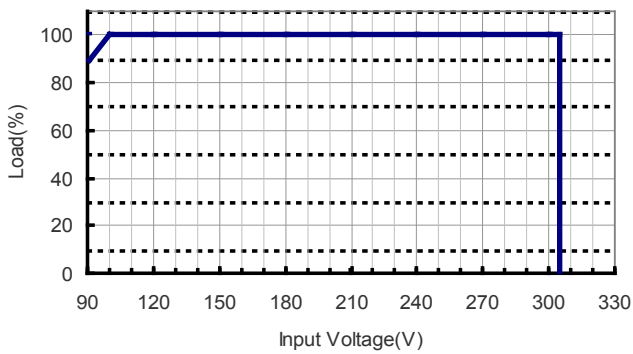
Model	PLC-025S035	PLC-025S045	PLC-025S062	PLC-025S070	PLC-025S105	PLC-025S140	PLC-025S175	PLC-025S208
<b>Output Characteristics</b>								
Rated Current <small>See Note</small>	0.35A (1)	0.45A (2)	0.62A (2)	0.70A (3)	1.05A (3)	1.40A (3)	1.75A (3)	2.08A (3)
Voltage Range	24~72V	19~56V	13~40V	12~36V	8~24V	6~18V	5~14V	4~12V
Ripple and Noise (max) <small>Note 1</small>	±10% Vo							
Voltage Accuracy	±5% Vo							
Line Regulation	±1% Vo							
Load Regulation	±5% Vo							
Rise Time	20mS Max @ Rated Load							
Hold-up Time (Typ.)	8.5mS Min (110VAC input, full load), 10mS Min (220VAC input, full load)							
<b>Input Characteristics</b>								
Voltage Range	90VAC~305VAC							
Frequency Range	47Hz-63Hz							
Power Factor (Typical)	110VAC	>0.95	>0.95	>0.95	>0.95	>0.95	>0.95	>0.95
	220VAC	>0.90	>0.90	>0.90	>0.90	>0.90	>0.90	>0.90
Efficiency (Typical)	84%	84%	83%	83%	82%	81%	81%	80%
AC Current (max)	0.35A @ 100-277VAC Input Full Load							
Inrush Current (max)	65A @ 230VAC, 25°C							
Leakage Current	0.5mA max @ 277VAC							
<b>Protection</b>								
Over Temperature (OTP)	110°C (Temperature of internal components); shut down, auto recover after the temperature decreases							
Over Voltage (OVP) <small>Note 2</small>	1.2~1.7Vo							
Short Circuit (SCP)	Long-term mode, auto recovery							
<b>Environmental Characteristics</b>								
Operating Temperature	-35°C~50°C							
Operating Relative Humidity	5% RH to 95% RH							
Storage Temperature	-40°C~85°C, 5% to 100% RH non-condensing							
Vibration	10 to 300Hz sweep at constant acceleration of 1.0G(Breadth: 3.5mm) for 1 Hour for each of the perpendicular axes X, Y, Z							
Waterproof Rating	IP65							
Safety Standards	UL8750, Compliance to UL1012 UL935, IEC61347							
Withstand Voltage	L/N-GND: 4kV, L-N: 2kV							
Isolation Resistance	I/P-O/P: >100M Ohms / 500VDC / 25°C / 70% RH							
EMC Emission	Compliance to EN55022(CISPR22) Class B, EN61000-3-2 Class A, EN61000-3-3							
EMC Immunity	Compliance to EN61000-3-2, 3 EN61000-4-2, 3, 4, 5, 6, 8, 11, EN61547							
<b>Characteristics</b>								
Life Time	More than 78,000Hrs (25°C, 80% Load)							
MTBF (MIL-HDBK-217F)	More than 488,000Hrs (25°C, 80% Load)							
Dimension (LxWxH)	80x78x27mm							
Note	1. Ripple & Noise: Measured by 20 MHz bandwidth oscilloscope and the output paralleled with a 0.1 uF ceramic capacitor and a 10 uF electrolytic capacitor. 2. Latch Mode: The power supply shall return to normal operation only after the power is turned on again  (1) Non-Class 2 output (USR & CNR) (2) Class 2 output (USR); Non-Class 2 output (CNR) (3) Class 2 output (USR & CNR)							

# MECHANICAL SPECIFICATIONS

UNIT: mm



Derating Curve



Ambient Temperature vs. Load

