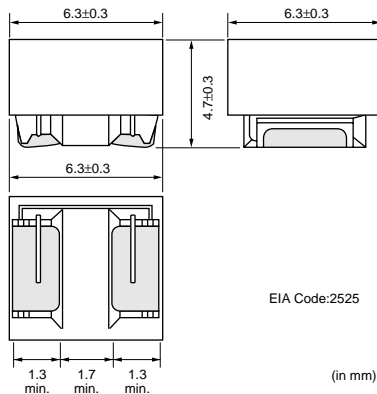


Chip Coils for Choke Large Current Type

LQH66S Series (2525 Size)

Dimension



Packaging

Code	Packaging	Minimum Quantity
L	180mm Embossed Tape	350
K	330mm Embossed Tape	1500

Rated Value (□: packaging code)

Part Number	Inductance	Test Frequency	Rated Current	DC Resistance	Self Resonance Frequency (min.)
LQH66SNR27M03□	0.27μH±20%	1MHz	6000mA	0.007ohm±40%	300MHz
LQH66SNR68M03□	0.68μH±20%	1MHz	5300mA	0.010ohm±40%	180MHz
LQH66SN1R0M03□	1.0μH±20%	1MHz	4700mA	0.013ohm±40%	150MHz
LQH66SN1R5M03□	1.5μH±20%	1MHz	3800mA	0.016ohm±40%	110MHz
LQH66SN2R2M03□	2.2μH±20%	1MHz	3300mA	0.019ohm±40%	80MHz
LQH66SN3R3M03□	3.3μH±20%	1MHz	2600mA	0.022ohm±40%	40MHz
LQH66SN4R7M03□	4.7μH±20%	1MHz	2200mA	0.025ohm±40%	30MHz
LQH66SN6R8M03□	6.8μH±20%	1MHz	1800mA	0.029ohm±40%	25MHz
LQH66SN100M03□	10μH±20%	1MHz	1600mA	0.036ohm±40%	20MHz
LQH66SN150M03□	15μH±20%	1MHz	1300mA	0.069ohm±40%	17MHz
LQH66SN220M03□	22μH±20%	1MHz	1100mA	0.087ohm±40%	15MHz
LQH66SN330M03□	33μH±20%	1MHz	860mA	0.14ohm±40%	12MHz
LQH66SN470M03□	47μH±20%	1MHz	760mA	0.17ohm±40%	10MHz
LQH66SN680M03□	68μH±20%	1MHz	600mA	0.29ohm±40%	7.6MHz
LQH66SN101M03□	100μH±20%	100kHz	520mA	0.36ohm±40%	6.5MHz
LQH66SN151M03□	150μH±20%	100kHz	420mA	0.63ohm±40%	5.0MHz
LQH66SN221M03□	220μH±20%	100kHz	350mA	0.79ohm±40%	4.0MHz
LQH66SN331M03□	330μH±20%	100kHz	280mA	1.8ohm±40%	3.2MHz
LQH66SN471M03□	470μH±20%	100kHz	240mA	2.2ohm±40%	2.5MHz
LQH66SN681M03□	680μH±20%	100kHz	200mA	3.9ohm±40%	2.0MHz
LQH66SN102M03□	1000μH±20%	10kHz	160mA	4.9ohm±40%	1.7MHz
LQH66SN222M03□	2200μH±20%	10kHz	100mA	9.4ohm±40%	1.2MHz
LQH66SN472M03□	4700μH±20%	10kHz	70mA	19.5ohm±40%	0.8MHz

Operating Temperature Range: -40°C to +80°C


Only for reflow soldering.

Continued on the following page.

● This data sheet is applied for CHIP COIL used for General Electronics equipment for your design.

Note:

1. This datasheet is downloaded from the website of Murata Manufacturing co., Ltd. Therefore, it's specifications are subject to change or our products in it may be discontinued without advance notice. Please check with our sales representatives or product engineers before ordering.
2. This datasheet has only typical specifications because there is no space for detailed specifications. Therefore, please approve our product specifications or transact the approval sheet for product specifications before ordering.

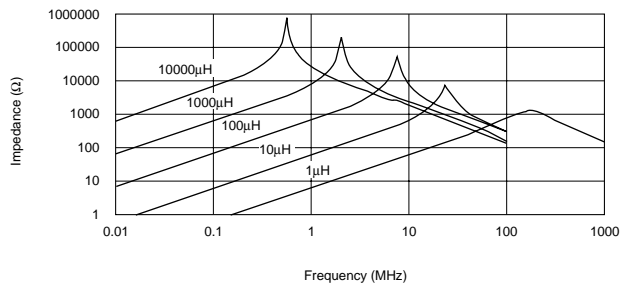
 Continued from the preceding page.

Part Number	Inductance	Test Frequency	Rated Current	DC Resistance	Self Resonance Frequency (min.)
LQH66SN103M03□	10000 μ H \pm 20%	10kHz	50mA	39.7ohm \pm 40%	0.5MHz

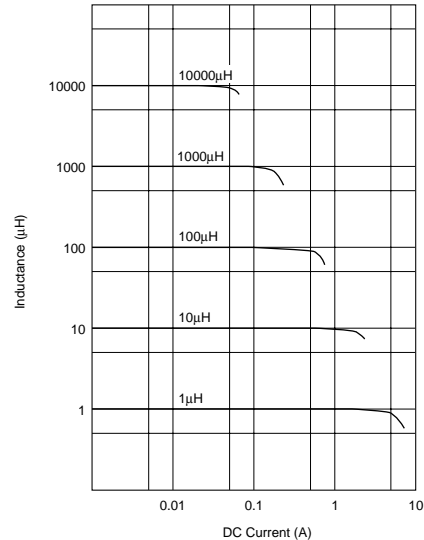
Operating Temperature Range: -40°C to +80°C

Only for reflow soldering.

■ Impedance - Frequency Characteristics (Typ.)



■ Inductance - Current Characteristics (Typ.)



■ ⚠ Caution/Notice

⚠ Caution (Rating)

Do not use products beyond the rated current as this may create excessive heat.

Notice

Solderability of Tin plating termination chip might be deteriorated when low temperature soldering profile where peak solder temperature is below the Tin melting point is used. Please confirm the solderability of Tin plating termination chip before use.

● This data sheet is applied for CHIP COIL used for General Electronics equipment for your design.

⚠ Note:

1. This datasheet is downloaded from the website of Murata Manufacturing co., Ltd. Therefore, it's specifications are subject to change or our products in it may be discontinued without advance notice. Please check with our sales representatives or product engineers before ordering.
2. This datasheet has only typical specifications because there is no space for detailed specifications. Therefore, please approve our product specifications or transact the approval sheet for product specifications before ordering.