

## New from Amphenol Pcd

MORE NEW QUICKCONNECTS

### Introducing the NEW 8-Pin QuickConnect™



Designed for lean manufacturing, the 8-Pin QuickConnect™ is the latest addition to the SJS QuickConnect series from Amphenol Pcd. It was developed to bring higher reliability and flexibility to wiring applications and to make installation and maintenance easier.

#### Benefits at a Glance (entire SJS QuickConnect™ series)

##### MIL-T-81714

Developed to meet MIL-T-81714 criteria.

##### Quick, Simple Connection

Makes wire installation and maintenance simple and efficient.

##### Environmental Sealing

Interfacial and triple-barrier rear seal provide complete environmental sealing.

##### MIL-C-39029


Uses standard MIL-C-39029 contacts.

##### Durability

Rugged polyamide housings.

##### Blind-Mate Connection

Polarization feature enables blind, foolproof mating.



(Actual Size)




#### Single-Pin QuickConnect™

More details inside



#### Triple-Pin QuickConnect™

More details inside



#### Panel Mount QuickConnect™

Contact us for more information

## TECHNICAL SPECIFICATIONS

### MATERIALS

Insulator Body	Polyamide 6/6 (Nylon)
Grommet	Silicone Rubber
Contact Retainers	Stainless Steel

### PERFORMANCE

Temperature Range	- 65°C to + 125°C
Insulation Resistance	5000 Megaohms Min. @ 500 VDC
Dielectric Withstanding	1000 VRMS, 60 Hz @ Sea Level
	300 VRMS, 60 Hz @ 70,000 ft.
	300 VRMS, 60 Hz @ 100,000 ft.
Current Ratings	Size 22: 5 Amps
Durability	500 Mating Cycles
Temperature Cycling	5 (1) Hour Cycles: - 65°C to + 125°C
Shock	100G Sawtooth, 6MS
Vibration	10-2000 Hz, 15G Peak
Salt Spray	5% Salt Spray @ 95°F for 48 Hours
Humidity	10 Days @ 25°C to 65°C, 80-90% RH

## CONTACTS

Plug	Size 22	M39029/57-354 (socket)
Receptacle	Size 22	M39029/58-360 (pin)

(Contacts must be ordered separately.)



For new contact arrangements, contact us.

## 8-Pin QuickConnect™

### Product Description

#### 8-Pin QuickConnect™:

The new 8-Pin QuickConnect, the latest product in the SJS QuickConnect series, was developed to bring higher reliability and flexibility to wiring applications. Designed to meet MIL-T-81714 criteria, the product, with no tools necessary, is simple to install and easy to maintain. It features a locking mechanism that ensures mating stability and a high density contact area that allows for a variety of power and data applications—all within a small, lightweight envelope.

#### To Connect:

1. On plug, line up circle and triangle.
2. Align circles on plug and receptacle.
3. Gently push together and "twist" to lock.

#### Receptacle

#### Plug

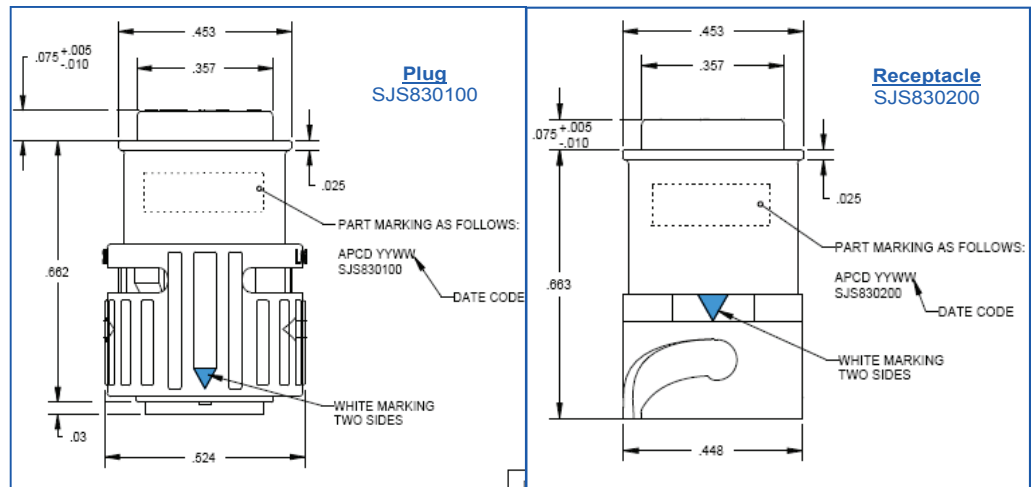


### Plug description

8 Wire	Size	Part No.	Length		Diameter		Mated Length		Weight Grams	Key	Color
			Inch	cm	Inch	cm	Inch	cm			
	22	SJS830100	0.77	1.95	0.52	1.32	1.25	3.18	1.72	N/A	Black

### Receptacle description

8 Wire	Size	Part No.	Length		Diameter		Mated Length		Weight Grams	Key	Color
			Inch	cm	Inch	cm	Inch	cm			
	22	SJS830200	0.74	1.88	0.45	1.14	1.25	3.18	1.37	N/A	Black



Dimensions: Inches

## Single-Pin & Triple-Pin QuickConnect™

### TECHNICAL SPECIFICATIONS

#### Product Description

##### Single-Pin QuickConnect™:

Developed to meet MIL-T-81714 criteria and available in two colors per size, these products feature an environmental sealing that meets EIA-364D-03B to 12,000 ft. Altitude Immersion Test standard. Mating and releasing the plug and receptacle is made simple to do. Simply push the part together to mate, and "twist and pull" to release.

##### Triple-Pin QuickConnect™:

Developed to meet MIL-T-81714 criteria and available in three colors, these products feature molded-in polarizing keys to enable blind-mate connections. Simply push the part together to mate and lock, and "squeeze and pull" to release.



#### Plug descriptions

Single Wire	Size	Part No.	Length		Diameter		Mated Length		Weight Grams	Key	Color
			Inch	cm	Inch	cm	Inch	cm			
	12	SJS512100	1.21	3.07	0.45	1.14	1.78	4.52	2.19	N/A	Blue
		SJS512110									Red
	16	SJS716100	1.13	2.87	0.39	0.99	1.65	4.20	1.70	N/A	Blue
		SJS716110									Red
	20	SJS720100	1.11	2.82	0.39	0.99	1.70	4.32	1.40	N/A	Green
		SJS720110									Yellow
Triple Wire	16	SJS816100	1.12	2.84	0.70	1.78	1.60	4.10	5.30	A	Red
		SJS816110								B	White
		SJS816120								C	Blue
	20	SJS820100	1.08	2.74	0.70	1.78	1.68	4.27	4.30	A	Red
		SJS820110								B	White
		SJS820120								C	Blue

#### Receptacle descriptions

Single Wire	Size	Part No.	Length		Diameter		Mated Length		Weight Grams	Key	Color
			Inch	cm	Inch	cm	Inch	cm			
	12	SJS512200	1.12	2.84	0.49	1.24	1.78	4.52	1.80	N/A	Blue
		SJS512210									Red
	16	SJS716200	1.06	2.69	0.43	1.09	1.65	4.20	1.50	N/A	Blue
		SJS716210									Red
	20	SJS720200	1.03	2.61	0.39	0.99	1.70	4.32	1.20	N/A	Green
		SJS720210									Yellow
Triple Wire	16	SJS816200	1.03	2.61	0.70	1.78	1.60	4.10	4.60	A	Red
		SJS816210								B	White
		SJS816220								C	Blue
	20	SJS820200	0.99	2.51	0.70	1.78	1.68	4.27	3.70	A	Red
		SJS820210								B	White
		SJS820220								C	Blue

MATERIALS	
Insulator Body	Polyamide 6/6 (Nylon)
Grommet	Silicone Rubber
Contact Retainers	Stainless Steel
PERFORMANCE	
Temperature Range	- 65°C to + 125°C
Insulation Resistance	> 5000 Megaohms Min.
Dielectric Withstanding	1500Vrms @ Sea Level
Voltage	600Vrms @ 45,000 Ft. Altitude
Current Ratings	Size 20: 7.5 Amps Size 16: 13 Amps Size 12: 23 Amps
Sealing	Size 16 & 20: EIA-364-03B (12,000 Ft.) Size 12: EIA-364-D, Method 3
Vibration	Size 16 & 20: EIA-364-28D (Test Condition V, E) Size 12: EIA-364-D (Method 28, Test Condition V)
Flammability	UL94, V0.
CTI Rating	UL746B, 600V
Contact Retention	Size 16 & 20: EIA-364-29B (20 lb) Size 12: 30 lbs

CONTACTS		
Plug	Size 12	M39029/56-353 (socket)
	Size 16	M39029/56-352 (socket)
	Size 20	M39029/56-351 (socket)
Receptacle	Size 12	M39029/58-365 (pin)
	Size 16	M39029/58-364 (pin)
	Size 20	M39029/58-363 (pin)


(Contacts must be ordered separately. Three pin and socket sets are required per triple QuickConnect and one pair per single.)

TERMINATION ACCESSORIES			
Wire Size	Crimp Tool		Installation/ Removal Tool
	Basic Tool	Positioner	
12	M22520/1-01	M22520/1-04	M81969/14-04
16	M22520/1-01	M22520/1-04	M81969/14-03
20	M22520/1-01	M22520/1-04	M81969/14-02
22D	M22520/2-01	M22520/2-09 (P) M22520/2-07 (S)	M81969/14-01

## Related Products from Amphenol Pcd


Other Products from Amphenol Pcd

### Junction Modules



#### MIL-T-81714 Series I

Track-mounted Terminal Junction Modules with multiple bussing and electronic package options.



#### MIL-T-81714 Series II


High Density, low weight, environmentally sealed Socket Junction Module with lightweight composite track.

### Wire Splices



#### Inline Splices

Single and Multi-Contact Inline Wire Splices to MIL-T-817814 Series I and II.



#### Electronic Splices


Electronic Component Splices available with a variety of diodes, fuses, capacitors, and resistors. Designed to meet 1119 to NSA specifications.



#### High Performance P-Clamps

- Victrex PEEK polymer
- Non-corrosive; Non-conductive
- Overmolded silicone cushions

Contact us for more information



#### Backshells for Circular Connectors

- QPL certified to AS85049 standard
- Complete range of products
- Short lead-time

Contact us for more information

### CONTACT INFORMATION

#### Amphenol Pcd Headquarters

72 Cherry Hill Drive  
Beverly, MA 01915 USA  
email: [quickconnect@amphenolpcd.com](mailto:quickconnect@amphenolpcd.com)  
Tel: 978-624-3400

### Product Customization

Amphenol Pcd welcomes inquiries for application-specific modifications to the standard SJS QuickConnect series. The environmentally-sealed series is continuously expanding to meet current and future customer needs. Application-specific customization include:

Varied Wire Gauges  
Custom Colors  
Unique Markings

High Power  
Electronic Packaging  
Increased Channel Sizes

Alternate Contacts  
Distinct Configurations  
Alternative Alterations

# Amphenol

CONNECTING PEOPLE + TECHNOLOGY