

LOW PROFILE SHIELDED SMD POWER INDUCTORS



ASPI-104S



RoHS
Compliant

FEATURES:

- Superior to be high saturation for high density surface mounting
- High energy storage and Low resistance to keep power loss minimum
- Magnetically shielded with ferrite core for low radiation
- Mighty temperature deflection prevents damage during solder reflection

APPLICATIONS:

- Desktop, notebook, servers
- Network hubs, bridges, routers
- XDSL, PBX base stations
- Power source circuits, DC/DC converters, DC/AC inverters
- Digital TV, DVD, Modem, setup box
- Battery charger

STANDARD SPECIFICATIONS:

PARAMETERS

ABRACON P/N:	ASPI-104S xxx Series
Operating temperature:	-40°C to +85°C
Storage temperature:	-40°C to +85°C

Abracon Part Number	L (μH)	Tolerance %	R _{DC} (Ω) Max	I _{sat} (A) Max	I _{rms} (A) Max
ASPI-104S-7R0	7.0	K, M	0.027 0	4.80	4.50
ASPI-104S-100	10	K, M	0.035 0	4.40	3.80
ASPI-104S-150	15.0	K, M	0.050 0	3.60	3.10
ASPI-104S-180	18.0	K, M	0.065 6	2.70	3.20
ASPI-104S-220	22	K, M	0.073 0	2.90	2.50
ASPI-104S-270	27	K, M	0.093 0	2.30	2.30
ASPI-104S-330	33	K, M	0.093 0	2.30	2.20
ASPI-104S-470	47	K, M	0.135 6	2.10	1.90
ASPI-104S-680	68	K, M	0.213 0	1.50	1.42
ASPI-104S-101	100	K, M	0.304 0	1.35	1.25
ASPI-104S-121	120	K, M	0.350 0	1.20	1.08
ASPI-104S-151	150	K, M	0.506 0	1.15	0.85
ASPI-104S-181	180	K, M	0.663 0	1.05	0.70
ASPI-104S-221	220	K, M	0.756 0	0.92	0.70
ASPI-104S-331	330	K, M	1.090 0	0.70	0.52
ASPI-104S-471	470	K, M	1.610 0	0.60	0.50

Test Condition

- * Test Frequency is 100KHz, 0.1V
- * Tolerance: K= ±10%; M= ±20%
- * Inductance drop 35% at Isat
- * Temperature rise 3 0°C at I_{rms}

OPTIONS AND PART IDENTIFICATION:

(Left blank if standard)

ASPI-104S - [] [] - []

Inductance Code
Please refer to the table in Page 2

Tolerance
K: ±10%
M: ±20%

Packaging
Blank: Bulk
T: Tape and Reel

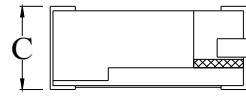
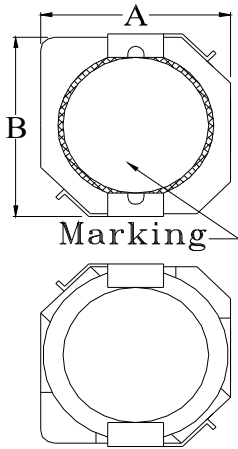
LOW PROFILE SHIELDED SMD POWER INDUCTORS



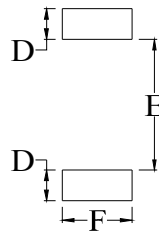
ASPI-104S

RoHS Compliant

OUTLINE DIMENSIONS:



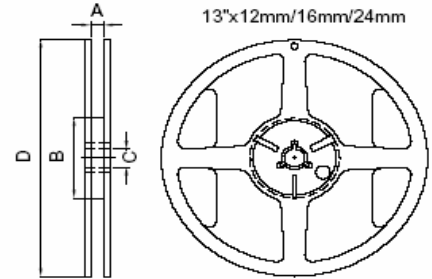
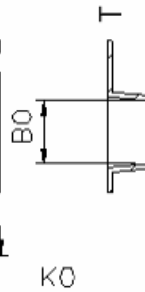
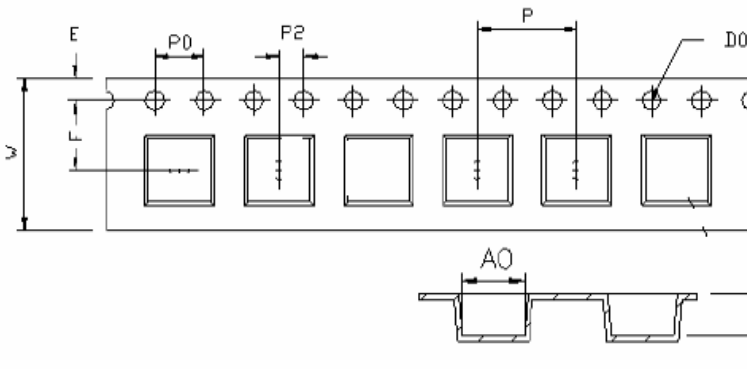
LAND PATTERNS (mm)



Part#	A	B	C	D	E	F
ASPI-104S-xxx	0.394±0.012 (10±0.3)	0.398±0.012 (10.1±0.3)	0.150±0.008 (3.8±0.2)	0.067 (1.7 ref.)	0.287 (7.3 ref.)	0.142 (3.6 ref.)

Dimension : Inches (mm)

TAPE & REEL

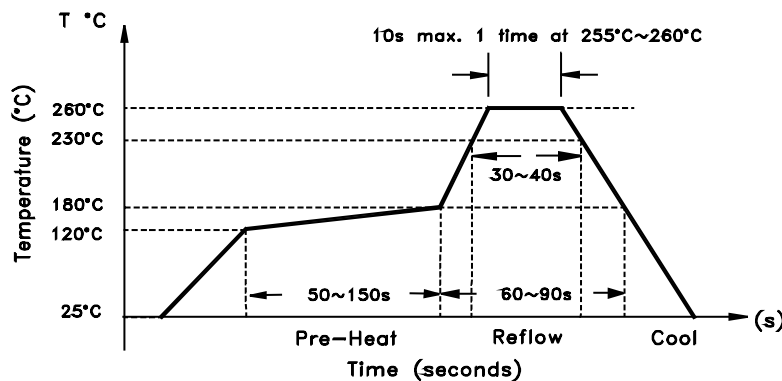


Part#	A0	B0	K0	F	E
ASPI-104S-xxx	10.6±0.1	10.6±0.1	4.6±0.1	11.5±0.1	1.75±0.1
Part#	W	P	P0	P2	T
ASPI-104S-xxx	24±0.3	16±0.1	4.0±0.1	2.0±0.1	0.4±0.05

Part#	A	B	C	D
ASPI-104S-xxx	24.5±0.2	100±0.5	13.2±0.3	330±1.0

Dimension: mm

REFLOW PROFILE:



ATTENTION: Abracon Corporation's products are COTS – Commercial-Off-The-Shelf products; suitable for Commercial, Industrial and, where designated, Automotive Applications. Abracon's products are not specifically designed for Military, Aviation, Aerospace, Life-dependant Medical applications or any application requiring high reliability where component failure could result in loss of life and/or property. For applications requiring high reliability and/or presenting an extreme operating environment, written consent and authorization from Abracon Corporation is required. Please contact Abracon Corporation for more information.

ABRACON IS
ISO9001:2008
CERTIFIED



Visit www.abracon.com for Terms & Conditions of Sale Revised: 02.22.11
30332 Esperanza, Rancho Santa Margarita, California 92688
tel 949-546-8000 | fax 949-546-8001 | www.abracon.com