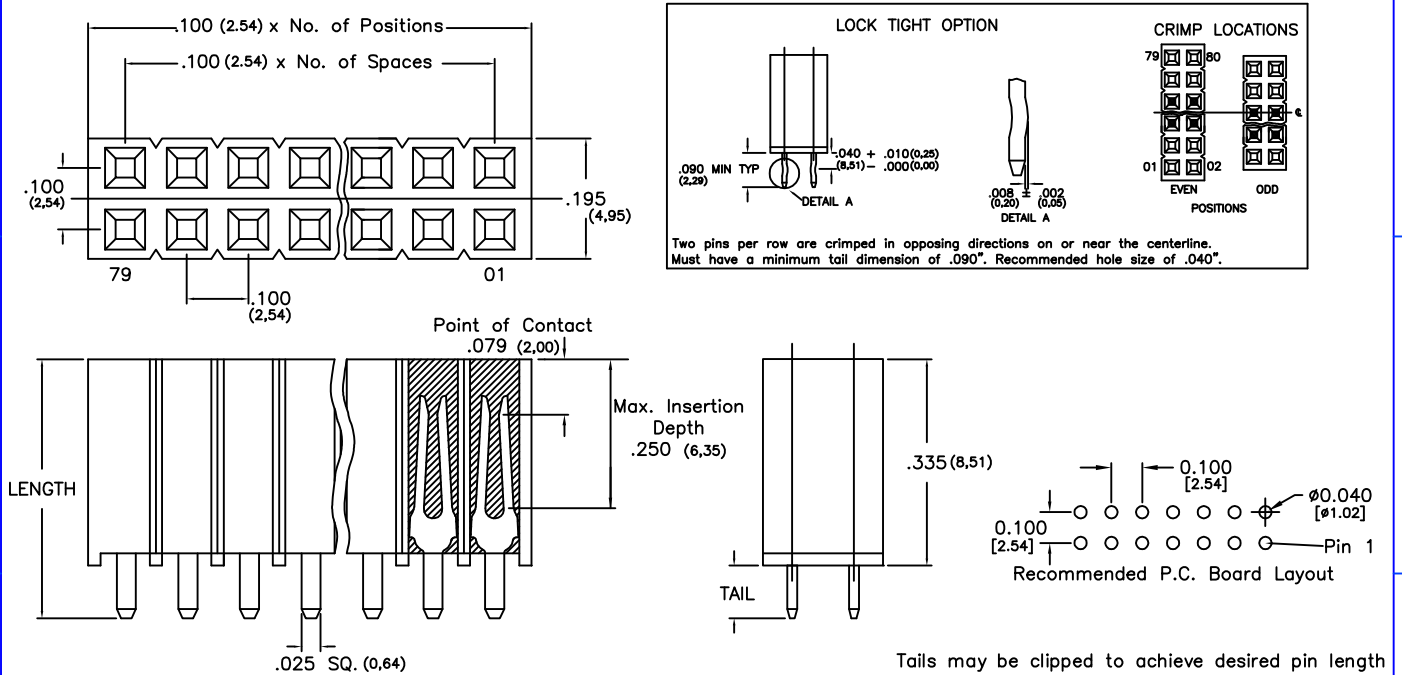
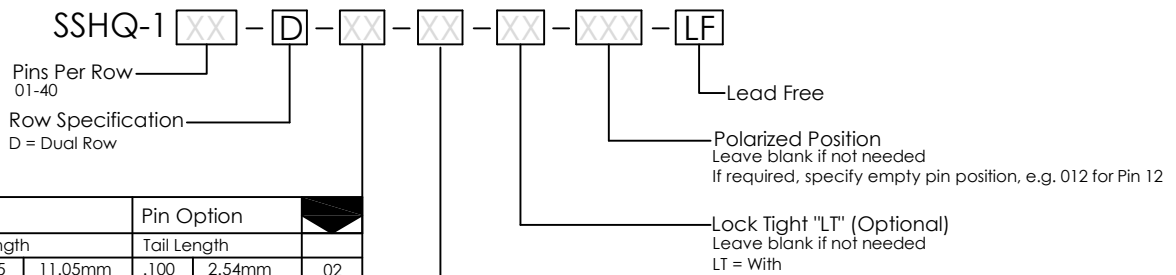


Major League Electronics .100 cl Socket Strip - Straight using .025" sq. pins



Ordering Information



Length		Tail Length		Pin Option
.435	11.05mm	.100	2.54mm	02
.453	11.51mm	.118	3.00mm	04
.525	13.34mm	.190	4.83mm	06
.725	18.42mm	.390	9.91mm	08
.895	22.73mm	.560	14.22mm	10

Plating Options	
G	- 10µ Gold on Contact area/Flash on Tail
T	- Matte Tin all Over
GT	- 10µ Gold on Contact Area / Matte Tin on Tail
H	- 30µ Gold on Contact Area / Matte Tin on Tail
F	- Gold Flash over Entire Pin

Specifications

Insertion Depth: .145 (3,68) to .250 (6,35)

Insertion Force - Per Contact - H Plating:
6oz. (1,67N) avg with .025 (0,64mm) sq. pin

Withdrawal Force - Per Contact - H Plating:
5oz. (1,39N) avg with .025 (0,64mm) sq. pin

Current Rating: 3.0 Ampere

Insulation Resistance: 1000MΩ Min.

Dielectric Withstanding: 600V AC

Contact Resistance: 20 mΩ Max.

Operating Temperature: -40°C to + 105°C

Max. Process Temperature:

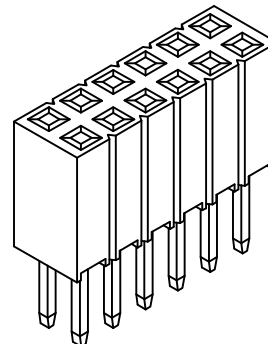
- Peak: 260°C up to 20 secs.
- Process: 230°C up to 60 secs.
- Wave: 260°C up to 6 secs.
- Manual Solder: 350°C up to 5 secs.

Materials

Contact Material: Phosphor Bronze

Insulator Material: Nylon 6T

Plating: Au or Sn over 50µ" (1,27) Ni



Mates with:

BSTC, TSHCR,
BSTCM, TSHCRE,
BSTCR, TSHCRSM
BSTCRSM, TSHR,
BSTS, TSHRE,
LBSTCM, TSHS,
LTSHCR, TSHSCM,
LTSHCRE, TSHSM,
LTSHR, ULTSHSM,
LTSHRE, ULTSHC,
LTSHSM, ULTHSCR
TSHC,

Products cut to specific sizes are uncancelable/nonreturnable

Parts are subject to change without notice

SSHQ-1-D SERIES

.100 cl Dual Row - Straight
Socket Strip - using .025" sq. pins

17 JAN 07

Scale
NTS

UNLESS OTHERWISE SPECIFIED
DIMENSIONS IN INCHES (MM)
TOLERANCES ARE:

ONE PLACE DECIMALS ±.100
TWO PLACE DECIMALS ±.010
THREE PLACE DECIMALS ±.005
FOUR PLACE DECIMALS ±.0020
ANGLES
3/3



4235 Earnings Way, New Albany, Indiana, 47150, USA
1-800-782-3486 (USA/Canada/Mexico)

Tel: 812-944-7244
Fax: 812-944-7268

E-mail: mle@mlelectronics.com
Web: www.mlelectronics.com

Revision
C

Sheet
1/2


Revisions

Revision B - (12th Jun 2009)

Tail Length option '10' amended from .590" (14.97mm)
to .560" (14.22mm)

Revision C - (13th Aug 2009)

Length option '04' amended from .455" (11.56mm) to .453" (11.51mm)
Length option '10' amended from .925" (23.50mm) to .895" (22.73mm)

	SSHQ-1-D SERIES	.100 cl Dual Row - Straight Socket Strip - using .025" sq. pins	17 JAN 07	Scale NTS
<small>UNLESS OTHERWISE SPECIFIED DIMENSIONS IN INCHES (MM) TOLERANCES ARE: ONE PLACE DECIMALS ±.100 TWO PLACE DECIMALS ±.010 THREE PLACE DECIMALS ±.005 FOUR PLACE DECIMALS ±.0020 ANGLES ±.5°</small>		4235 Earnings Way, New Albany, Indiana, 47150, USA 1-800-782-3486 (USA/Canada/Mexico) Tel: 812-944-7244 Fax: 812-944-7268 E-mail: mle@mlelectronics.com Web: www.mlelectronics.com	Revision C	Sheet 2/2