


**IDC**

- Industry compatible
- Competitively priced
- Gold plated contacts
- 2.00 mm pitch

**BOX HEADER STRAIGHT**



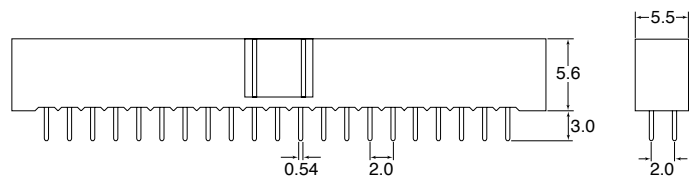
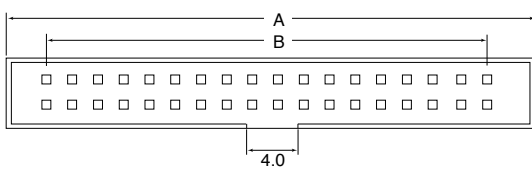
**SPECIFICATION**

**Material & Finish**

- Contact Material:** Brass
- Insulator Material:** PBT & Glass-Fibre Reinforced UL-94V-0
- Current Rating:** 1 A DC
- Contact Resistance:** 30M  $\Omega$  Max
- Insulator Resistance:** 3000M  $\Omega$  Min
- Dielectric Withstanding Voltage:** 250V AC for One Minute
- Operating Temperature:** -40°C to + 105°C

Position	A	B
10	16.00	8.00
12	18.00	10.00
14	20.00	12.00
16	22.00	14.00
20	26.00	18.00
26	32.00	24.00
30	36.00	28.00
34	40.00	32.00
36	42.00	34.00
40	46.00	38.00
44	50.00	42.00
50	56.00	48.00
68	74.00	66.00

**OUTLINE DRAWING**



SECTION 15


**ORDERING INFORMATION**

DBC	IDC	C5	10	A	G	1
Dubilier Connectors	IDC Connector	Series	N° of Ways	Contact Material	Contact Plating	Colour
			10=10way 12=12way 14=14way 16=16way 20=20way 24=24way 26=26way	A=Brass	G= Gold Flash	1=Black
			30=30way 34=34way 36=36way 40=40way 44=44way 50=50way 68=68way			

**IDC**

- Industry compatible
- Competitively priced
- Gold plated contacts
- 2.00 mm pitch

**BOX HEADER RIGHT ANGLE**



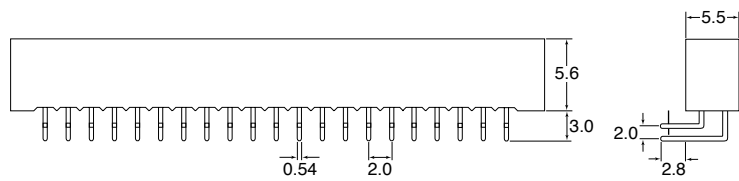
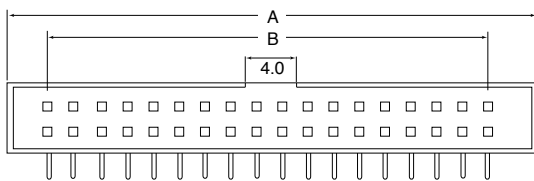
**SPECIFICATION**

**Material & Finish**

- Contact Material:** Brass
- Insulator Material:** PBT & Glass-Fibre Reinforced UL-94V-0
- Current Rating:** 1 A DC
- Contact Resistance:** 30M  $\Omega$  Max
- Insulator Resistance:** 3000M  $\Omega$  Min
- Dielectric Withstanding Voltage:** 500V AC for One Minute
- Operating Temperature:** -40°C to + 105°C

Position	A	B
16	22.00	14.00
20	26.00	18.00
26	32.00	24.00
34	40.00	32.00
40	46.00	38.00
44	50.00	42.00
50	56.00	48.00
60	74.00	66.00

**OUTLINE DRAWING**



SECTION 15

**ORDERING INFORMATION**


DBC	IDC	C6	10	A	G	1
Dubilier Connectors	IDC Connector	Series	N° of Ways	Contact Material	Contact Plating	Colour
			10=10way 12=12way 14=14way 16=16way 20=20way 24=24way 26=26way	A=Brass	G= Gold Flash	1=Black
			30=30way 34=34way 36=36way 40=40way 44=44way 50=50way 68=68way			



## IDC

## BOX HEADER SMT 2.00mm

- Industry compatible
- Competitively priced
- Various Plating contacts available
- 2.00mm pitch



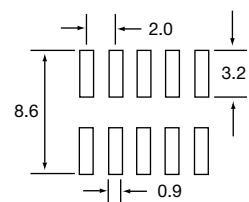
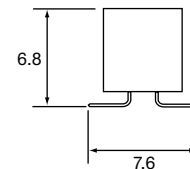
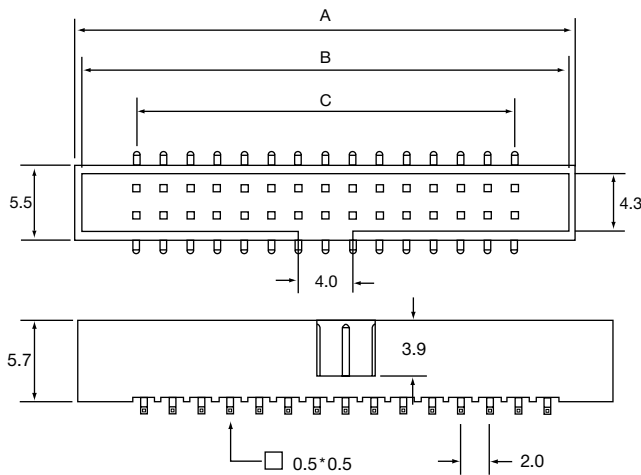
## SPECIFICATION

### Material & Finish

- Contact Material:** Phosphor Bronze or Brass
- Insulator Material:** Nylon 6T, glass reinforced, rated UL 94V-0
- Current Rating:** 1 Amp
- Contact Resistance:** 30M  $\Omega$  Max.
- Insulator Resistance:** 3000M  $\Omega$  Min.
- Dielectric Withstanding Voltage:** 250V AC for One Minute
- Operating Temperature:** -40°C to + 105°C

Position	A	B	C
6	13.10	12.10	4.00
8	15.10	14.10	6.00
10	17.10	16.10	8.00
12	19.10	18.10	10.00
14	21.10	20.10	12.00
16	23.10	22.10	14.00
20	27.10	26.10	18.00
22	29.10	28.10	20.00
24	31.10	30.10	22.00
26	33.10	32.10	24.00
30	37.10	36.10	28.00
34	41.10	40.10	32.00
36	43.10	42.10	34.00
40	47.10	46.10	38.00
44	51.10	50.10	42.00
50	57.10	56.10	48.00
68	75.10	74.10	66.00

## OUTLINE DRAWING



Recommended P.C.B Layout

## ORDERING INFORMATION

DBC	IDC	C5S	26	A	G	1
Dubilier Connectors	IDC Connector	Series	N° of Ways	Contact Material	Contact Plating	Colour
			06=06way 08=08way 10=10way 12=12way 14=14way 16=16way 20=20way 22=22way 24=24way	A=Brass	G= Gold Flash S=Selective *=Other Plating available	1=Black
			26=26way 30=30way 34=34way 36=36way 40=40way 44=44way 50=50way 68=68way			

SECTION 15