



SMT Power Inductor – ME3220



- Miniature power inductor: 2.5 × 3.2 base × 2.0 mm tall
- Specified by NSC for their LM2830 Buck Converter

Designer's Kit C386 contains samples of all values

Core material Ferrite

Core and winding loss See www.coilcraft.com/coreloss

Terminations RoHS tin-silver over tin over nickel over silver. Other terminations available at additional cost.

Weight 56 – 65 mg

Ambient temperature –40°C to +85°C with Irms current, +85°C to +125°C with derated current

Storage temperature Component: –40°C to +125°C.

Tape and reel packaging: –40°C to +80°C

Resistance to soldering heat Max three 40 second reflows at +260°C, parts cooled to room temperature between cycles

Moisture Sensitivity Level (MSL) 1 (unlimited floor life at <30°C / 85% relative humidity)

Failures in Time (FIT) / Mean Time Between Failures (MTBF)

38 per billion hours / 26,315,789 hours, calculated per Telcordia SR-332

Packaging 2000/7" reel; 7000/13" reel Plastic tape: 12 mm wide, 0.25 mm thick, 4 mm pocket spacing, 2.25 mm pocket depth

PCB washing Tested with pure water or alcohol only. For other solvents, see Doc787_PCB_Washing.pdf

Part number ¹	Inductance ² (µH)	DCR max ³ (Ohms)	SRF typ ⁴ (MHz)	Isat (A) ⁵			Irms (A) ⁶	
				10% drop	20% drop	30% drop	20°C rise	40°C rise
ME3220-102ML_	1.0±20%	0.058	170.7	2.7	3.0	3.2	2.0	2.6
ME3220-152ML_	1.5±20%	0.068	138.0	2.2	2.5	2.7	1.6	2.2
ME3220-222ML_	2.2±20%	0.104	92.6	1.8	2.1	2.2	1.5	2.0
ME3220-332ML_	3.3±20%	0.138	75.6	1.5	1.6	1.7	1.4	1.6
ME3220-472ML_	4.7±20%	0.190	58.2	1.2	1.4	1.5	1.0	1.3
ME3220-562ML_	5.6±20%	0.200	52.5	1.1	1.3	1.4	1.0	1.3
ME3220-682ML_	6.8±20%	0.270	46.2	1.0	1.1	1.2	0.88	1.1
ME3220-822ML_	8.2±20%	0.290	45.2	0.98	1.0	1.1	0.80	1.0
ME3220-103KL_	10±10%	0.434	39.9	0.78	1.0	1.1	0.63	0.87
ME3220-123KL_	12±10%	0.470	37.5	0.76	0.88	0.98	0.61	0.84
ME3220-153KL_	15±10%	0.520	32.5	0.70	0.80	0.90	0.58	0.83
ME3220-183KL_	18±10%	0.696	31.7	0.66	0.75	0.80	0.49	0.70
ME3220-223KL_	22±10%	0.787	29.4	0.59	0.67	0.71	0.47	0.64
ME3220-273KL_	27±10%	1.19	26.1	0.56	0.63	0.67	0.40	0.54
ME3220-333KL_	33±10%	1.27	23.0	0.50	0.57	0.60	0.39	0.53
ME3220-393KL_	39±10%	1.38	22.6	0.45	0.51	0.54	0.34	0.47
ME3220-473KL_	47±10%	1.80	20.7	0.40	0.46	0.49	0.30	0.45
ME3220-563KL_	56±10%	2.10	20.3	0.37	0.42	0.45	0.27	0.43
ME3220-683KL_	68±10%	2.30	16.3	0.34	0.38	0.41	0.26	0.38
ME3220-823KL_	82±10%	3.00	13.7	0.30	0.34	0.36	0.25	0.34
ME3220-104KL_	100±10%	3.50	13.3	0.28	0.32	0.34	0.24	0.32

1. Please specify **termination** and **packaging** codes:

ME3220-104KLC

Termination: L = RoHS tin-silver over tin over nickel over silver.

Special order:

T = RoHS tin-silver-copper (95.5/4/0.5)
or S = non-RoHS tin-lead (63/37).

Packaging: C = 7" machine-ready reel. EIA-481 embossed plastic tape (2000 parts per full reel).

B = Less than full reel. In tape, but not machine ready. To have a leader and trailer added (\$25 charge), use code letter C instead.

D = 13" machine-ready reel. EIA-481 embossed plastic tape (7000 parts per full reel).

2. Inductance measured at 100 kHz, 0.1 Vrms, 0 Adc using Coilcraft SMD-A fixture in Agilent/HP 4284A impedance analyzer.
3. DCR measured on a micro-ohmmeter and Coilcraft CCF858 test fixture.
4. SRF measured using Agilent/HP 8753D network analyzer and Coilcraft SMD-D test fixture.
5. DC current at which the inductance drops the specified amount from its value without current.
6. Current that causes the specified temperature rise from 25°C ambient.
7. Electrical specifications at 25°C.

Refer to Doc 362 "Soldering Surface Mount Components" before soldering.



www.coilcraft.com

US +1-847-639-6400 sales@coilcraft.com

UK +44-1236-730595 sales@coilcraft-europe.com

Taiwan +886-2-2264 3646 sales@coilcraft.com.tw

China +86-21-6218 8074 sales@coilcraft.com.cn

Singapore + 65-6484 8412 sales@coilcraft.com.sg

Document 380-1 Revised 02/17/12

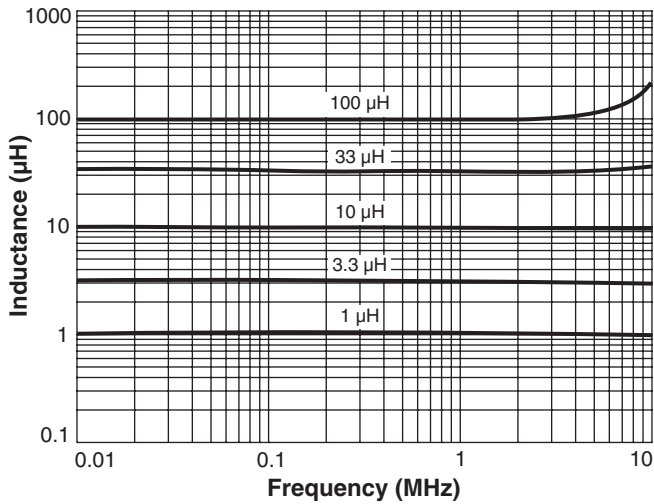
© Coilcraft Inc. 2013

This product may not be used in medical or high risk applications without prior Coilcraft approval. Specification subject to change without notice. Please check web site for latest information.

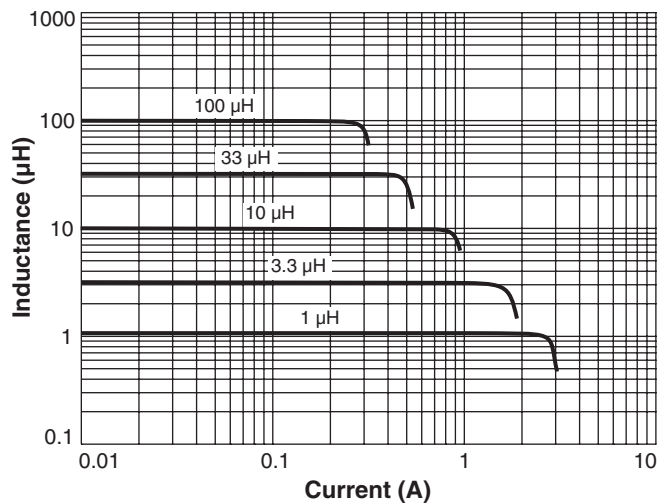


SMT Power Inductor – ME3220 Series

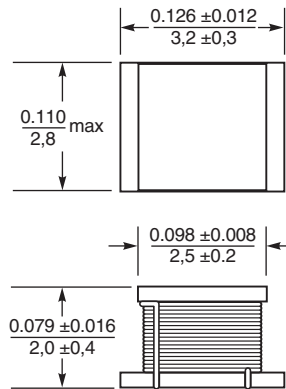
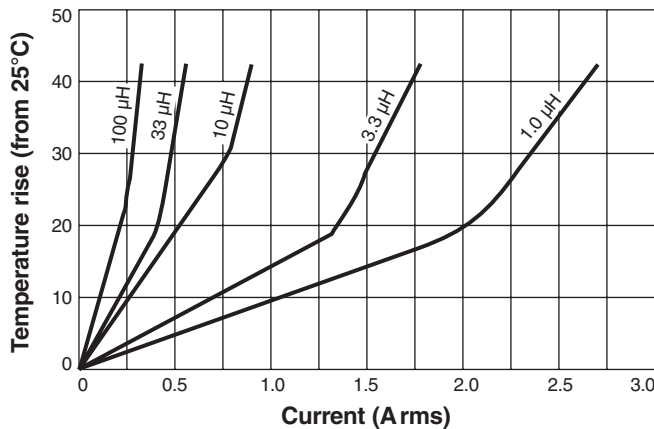
Typical L vs Frequency



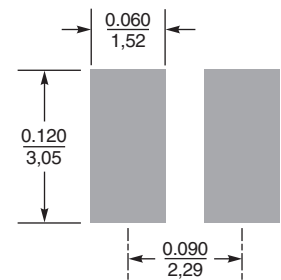
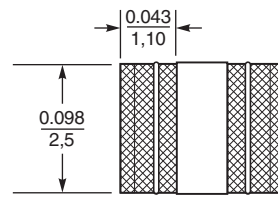
Typical L vs Current



Typical Temperature Rise vs Current

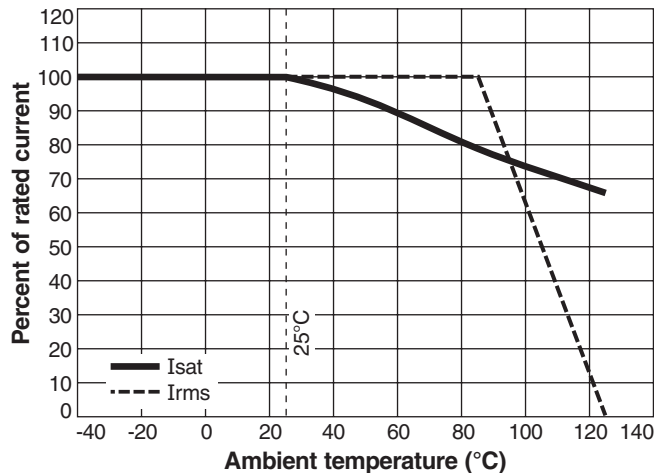


Recommended Land Pattern



Dimensions are in inches / mm

Current Derating



US +1-847-639-6400 sales@coilcraft.com
UK +44-1236-730595 sales@coilcraft-europe.com
Taiwan +886-2-2264 3646 sales@coilcraft.com.tw
China +86-21-6218 8074 sales@coilcraft.com.cn
Singapore + 65-6484 8412 sales@coilcraft.com.sg

Document 380-2 Revised 02/17/12
 © Coilcraft Inc. 2013
 This product may not be used in medical or high risk applications without prior Coilcraft approval. Specification subject to change without notice. Please check web site for latest information.