

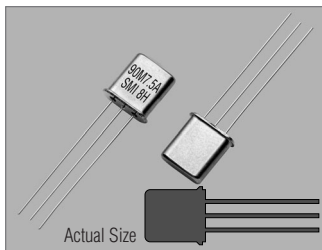
STANDARD SPECIFICATIONS

Part number	Nominal Frequency f_0	Passband min.		Stopband max.		Attention Guaranteed min.		Ripple max.	Loss max.	Terminating Impedance	Coupling Capacitor	Operating Temperature	No. of Pole
	(MHz)	(dB)	(kHz)	(dB)	(kHz)	(dB)	(kHz)	(dB)	(dB)	(Ω //pF)	(pF)	($^{\circ}$ C)	
90M7.5A	90	3	± 3.75	10	± 12.5	$\frac{35}{35}$	+500 to +1000 -200 to -1000	1.0	2.0	2000//0.3	—	-30 to +80	2
90M7.5B	90	3	± 3.75	30	± 12.5	$\frac{70}{75}$	+500 to +1000 -200 to -1000	1.0	4.0	1200//0.1	0.7	-30 to +80	4 (2 pcs.)
90M12A	90	3	± 6.0	15	± 22.0	$\frac{35}{35}$	+500 to +1000 -200 to -1000	1.0	2.0	2000//0	—	-30 to +80	2
90M12B	90	3	± 6.0	30	± 25.0	$\frac{70}{75}$	+500 to +1000 -200 to -1000	1.0	3.0	1800// -0.3	-0.2	-30 to +80	4 (2 pcs.)
90M15A	90	3	± 7.5	15	± 30.0	$\frac{35}{35}$	+500 to +1000 -200 to -1000	1.0	2.0	2000// -0.1	—	-30 to +80	2
90M15B	90	3	± 7.5	25	± 25.0	$\frac{70}{75}$	+500 to +1000 -200 to -1000	1.0	3.0	2000// -0.5	-0.5	-30 to +80	4 (2 pcs.)
90M20A	90	3	± 10.0	15	± 40.0	$\frac{35}{35}$	+500 to +1000 -200 to -1000	1.0	2.0	2500// -0.4	—	-30 to +80	2
90M20B	90	3	± 10.0	35	± 40.0	$\frac{70}{75}$	+500 to +1000 -200 to -1000	1.0	3.0	2500// -0.6	-0.8	-30 to +80	4 (2 pcs.)
90M30A	90	3	± 15.0	15	± 60.0	$\frac{35}{35}$	+500 to +1000 -200 to -1000	1.0	2.0	4000// -0.7	—	-30 to +80	2
90M30B	90	3	± 15.0	30	± 60.0	$\frac{70}{75}$	+500 to +1000 -200 to -1000	1.0	3.0	4000// -0.7	-1.3	-30 to +80	4 (2 pcs.)
P/N	Contact us for other frequencies or other specifications												

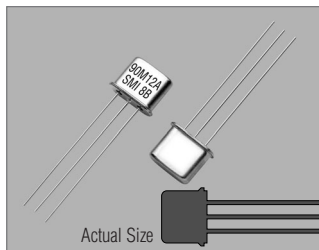
PACKAGE DATA

Item	Package	UM-1 / 8H	UM-1 / 6H	UM-1 / 4H
		UM-1S / 8H	UM-1S / 6H	UM-1S / 4H
Cover		Metal	Metal	Metal
Base		Metal	Metal	Metal
Sealing		Resistance weld	Resistance weld	Resistance weld
Terminal lead		Alloy (FeNiCo)	Alloy (FeNiCo)	Alloy (FeNiCo)
Terminal lead plating		Gold	Gold	Gold
RoHS		Compliant (Pb-free)	Compliant (Pb-free)	Compliant (Pb-free)

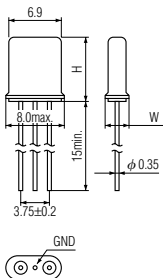
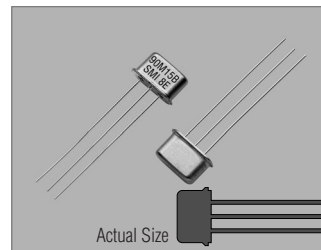
UM-1/8H & UM-1S/8H



UM-1/6H & UM-1S/6H



UM-1/4H & UM-1S/4H



Package	H	W
UM-1/8H	8.0max.	3.0±0.2
UM-1/6H	6.0max.	3.0±0.2
UM-1/4H	4.5max.	3.0±0.2

Package	H	W
UM-1S/8H	8.0max.	2.5±0.2
UM-1S/6H	6.0max.	2.5±0.2
UM-1S/4H	4.5max.	2.5±0.2