






Switching power supplies (For mounting in equipment)

スイッチングパワーサプライ (機器組込型電源)

SINGLE OUTPUT

SW series (5, 10, 15, 30, 50, 75, 100W)

UL1950 (D3) CSA EB 1402C approved



Features

- Very low profile and small size.
- Wide variation: 7 types, 83 part numbers.
- Worldwide input voltage: All types 85~264VAC (Continuous)
- High dielectric strength: 2kVAC (Between input and output)
- Safety standards: UL1950(D3) CSA EB1402C approved.
- Noise standards: FCC-B, VCCI-2 (5W~50W)
FCC-A, VCCI-1 (75W~100W)

特長

- 薄形、低価格
- ワイド入力：AC85~264V 連続入力
- ワイドバリエーション：7タイプ 83品名
- 高耐圧：1次：2次 絶縁耐圧 AC2.0kV
- 安全規格：UL1950 (D3)、CSA EB1402C 認定品
電気用品取締法対応設計
- 雑音規格：FCC クラス B、VCCI-II (5~50W) 対応設計
FCC クラス A、VCCI-I (75~100W) 対応設計

Input voltage: 85~264VAC

Type	*Model	Rated power(W)	Rated voltage(V)	Rated current(A)	Dimensions H×L×W(mm) weight(g)	Cable kits optional	
						In	Out
SW05	SW05-05□□	5	5	1.0	50×65×18 (50g)	CB19	CB20
	SW05-12□□		12	0.42			
SW10	SW10-05□□	10	5	2.0	65×70×18 (60g)	CB19	CB25
	SW10-12□□		12	0.83			
	SW10-15□□		15	0.67			
	SW10-24□□		24	0.42			
SW15	SW15-05□□	15	5	3.0	97×80×25.4 (220g)	CB24	CB21
	SW15-12□□		12	1.3			
	SW15-15□□		15	1.0			
	SW15-24□□		24	0.63			
SW30	SW30-05□□	30	5	6.0	97×114×25.4 (250g)	CB24	CB21
	SW30-12□□		12	2.5			
	SW30-15□□		15	2.0			
	SW30-24□□		24	1.33			
SW50	SW50-05□□	50	5	10.0	97×158×25.4 (400g)	CB24	CB21
	SW50-12□□		12	4.2			
	SW50-15□□		15	3.4			
	SW50-24□□		24	2.1			
SW75	SW75-12□□	75	12	6.3	97×179×32 (550g)	CB24	CB22
	SW75-15□□		15	5.0			
	SW75-24□□		24	3.1			
	SW75-48□□		48	1.6			
SW100	SW100-05□□	100	5	20.0	97×194×35 (600g)	CB24	CB23
	SW100-12□□		12	8.3			
	SW100-15□□		15	6.7			
	SW100-24□□		24	4.2			
	SW100-48□□		48	2.1			

* Model: SW05-05 □□ PC: Printed board with connector F: Open frame with terminal strip
FC: Open frame with connector C: Covered and terminal strip