

Common-mode Choke coils (UU, SQ, SQE Type)

Features

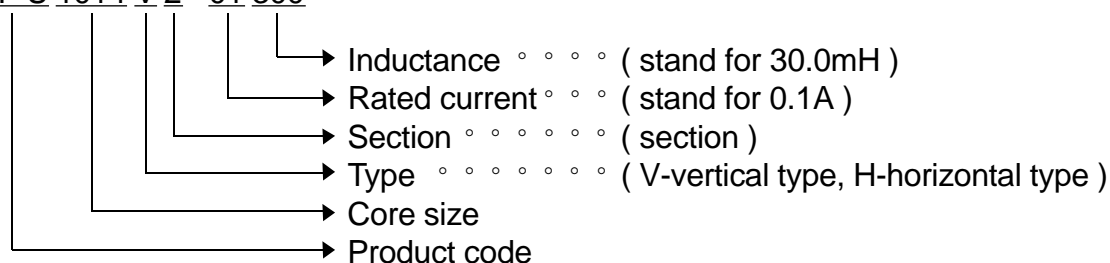
- Compact size, high inductance
- Excellent frequency characteristics
- Low magnetic flux leakage

Application

- For line filters of switching power supplies
- Eliminates incoming leaking noise of TVs, VCR's and Audio equipment
- For OA equipment, communications equipment and other electronic devices

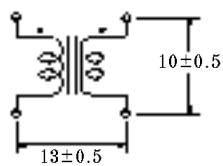
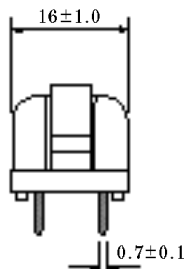
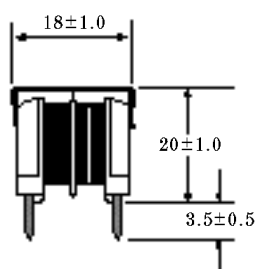

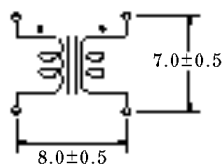
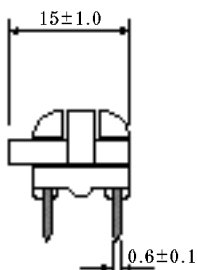
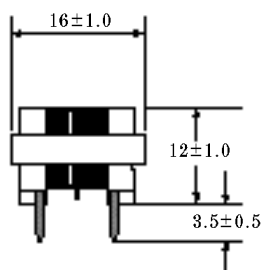

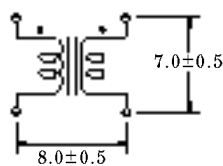
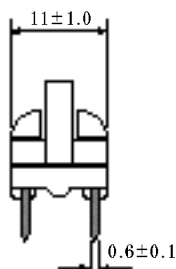
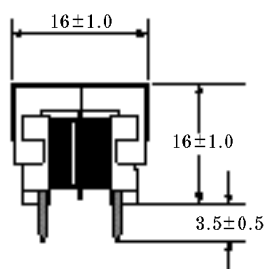
Classification

LF U 1014 V 2 - 01 300


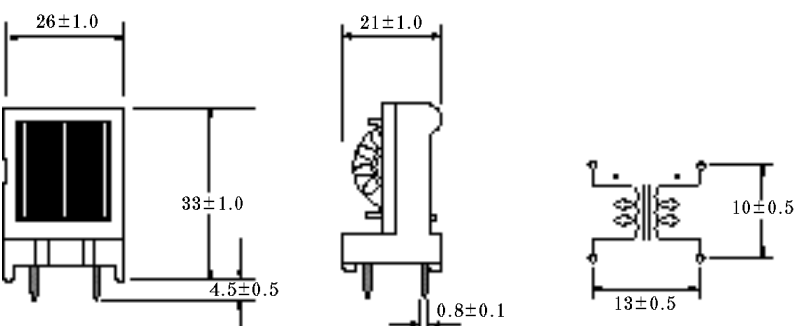

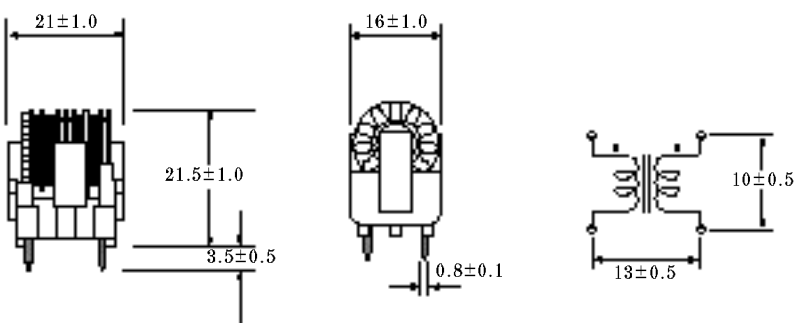
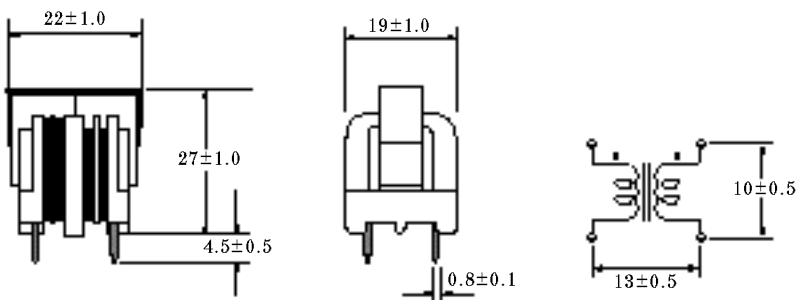

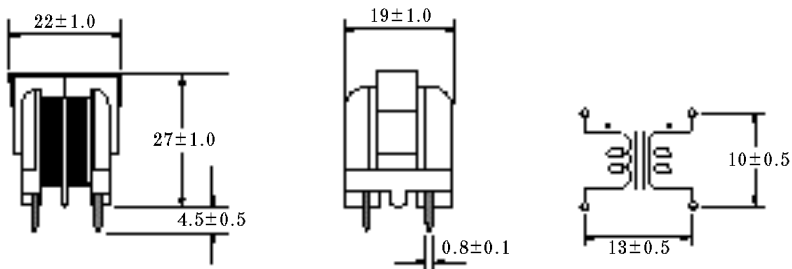

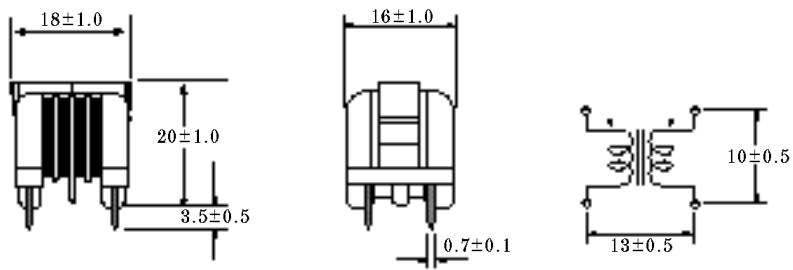


Custom made coils with different inductance and rated current available on request.


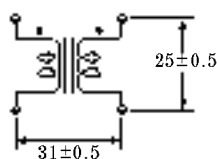

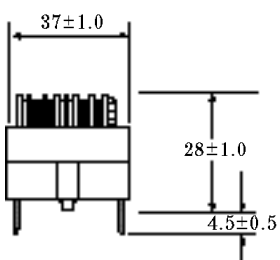

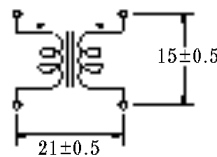
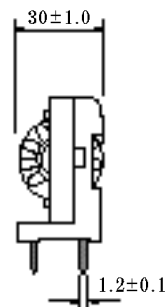
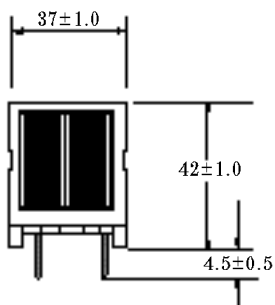

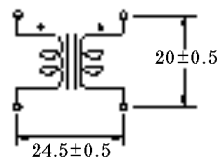

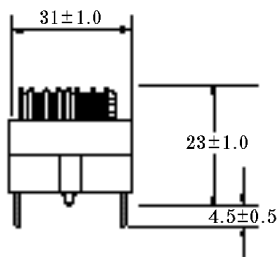

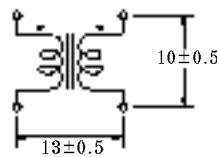
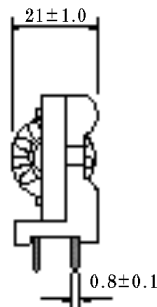
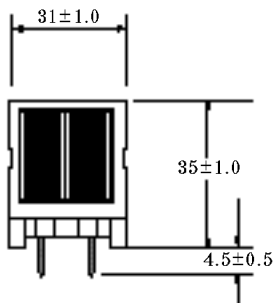

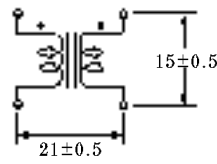
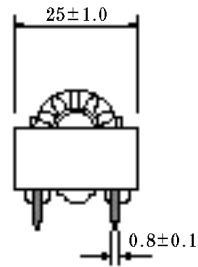
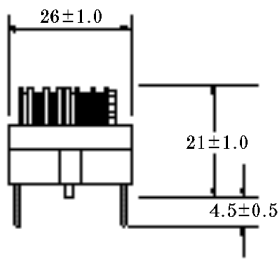
Standard Types



Standard Types



Standard Types



Model	Rated Voltage (V AC/DC)	Rated Current(A)	Inductnce Min.(mH)	DC Resistance Max.(Ω/line)	Wire Size (φ)	Temp.Rise Max. (deg.)	Type
LFU1014V2-01300	250	0.1	30.0	9.00	0.12	45	A
LFU1014V2-02120	250	0.2	12.0	3.00	0.18	45	A
LFU1014V2-03060	250	0.3	6.0	1.30	0.20	45	A
LFU1014V2-04035	250	0.4	3.5	0.80	0.25	45	A
LFU1014V2-05025	250	0.5	2.5	0.60	0.28	45	A
LFU1014V2-06015	250	0.6	1.5	0.30	0.30	45	A
LFU1014V2-07010	250	0.7	1.0	0.23	0.32	45	A
LFU1014V2-08008	250	0.8	0.8	0.18	0.35	45	A
LFU1014V2-09007	250	0.9	0.7	0.15	0.37	45	A
LFU1014V2-10005	250	1.0	0.5	0.10	0.40	45	A
LFU1014H2-01300	250	0.1	30.0	9.00	0.12	45	B
LFU1014H2-02120	250	0.2	12.0	3.00	0.18	45	B
LFU1014H2-03060	250	0.3	6.0	1.30	0.20	45	B
LFU1014H2-04035	250	0.4	3.5	0.80	0.25	45	B
LFU1014H2-05025	250	0.5	2.5	0.60	0.28	45	B
LFU1014H2-06015	250	0.6	1.5	0.30	0.30	45	B
LFU1014H2-07010	250	0.7	1.0	0.23	0.32	45	B
LFU1014H2-08008	250	0.8	0.8	0.18	0.35	45	B
LFU1014H2-09007	250	0.9	0.7	0.15	0.37	45	B
LFU1014H2-10005	250	1.0	0.5	0.10	0.40	45	B
LFU1116V2-04220	250	0.4	22.0	2.00	0.25	45	C
LFU1116V2-07100	250	0.7	10.0	1.00	0.32	45	C
LFU1116V2-10050	250	1.0	5.0	0.50	0.40	45	C
LFU1116V2-15020	250	1.5	2.0	0.20	0.45	45	C
LFU1116V2-19015	250	1.9	1.5	0.15	0.50	45	C
LFU1116V4-03100	250	0.3	10.0	1.50	0.22	45	D
LFU1116V4-05050	250	0.5	5.0	0.65	0.28	45	D
LFU1116V4-08030	250	0.8	3.0	0.35	0.35	45	D
LFU1116V4-10020	250	1.0	2.0	0.23	0.37	45	D
LFU1116V4-15010	250	1.5	1.0	0.13	0.45	45	D
LFU1620V2-05200	250	0.5	20.0	1.70	0.28	45	E
LFU1620V2-08100	250	0.8	10.0	0.75	0.35	45	E
LFU1620V2-10050	250	1.0	5.0	0.45	0.37	45	E
LFU1620V2-10030	250	1.5	3.0	0.25	0.45	45	E
LFU1620V2-20010	250	2.0	1.0	0.12	0.55	45	E
LFU1620V4-05200	250	0.5	20.0	1.70	0.28	45	F
LFU1620V4-08100	250	0.8	10.0	0.75	0.35	45	F
LFU1620V4-10050	250	1.0	5.0	0.45	0.37	45	F
LFU1620V4-10030	250	1.5	3.0	0.25	0.45	45	F
LFU1620V4-15010	250	2.0	1.0	0.12	0.55	45	F

Model	Rated Voltage (V AC/DC)	Rated Current(A)	Inductnce Min.(mH)	DC Resistance Max.(Ω /line)	Wire Size (ϕ)	Temp.Rise Max. (deg.)	Type
LFS2014V4-03330	250	0.3	33.0	3.00	0.20	45	G
LFS2014V4-04220	250	0.4	22.0	2.00	0.24	45	G
LFS2014V4-05180	250	0.5	18.0	1.50	0.28	45	G
LFS2014V4-10039	250	1.0	3.9	0.50	0.37	45	G
LFS2014V4-15018	250	1.5	1.8	0.30	0.45	45	G
LFS2424V4-05350	250	0.5	35.0	1.50	0.28	45	H
LFS2424V4-08150	250	0.8	15.0	0.65	0.35	45	H
LFS2424V4-10100	250	1.0	10.0	0.45	0.37	45	H
LFS2424V4-15050	250	1.5	5.0	0.22	0.45	45	H
LFS2424V4-20025	250	2.0	2.5	0.15	0.55	45	H
LFS2424H4-05350	250	0.5	35.0	1.50	0.28	45	I
LFS2424H4-08150	250	0.8	15.0	0.65	0.35	45	I
LFS2424H4-10100	250	1.0	10.0	0.45	0.37	45	I
LFS2424H4-15050	250	1.5	5.0	0.22	0.45	45	I
LFS2424H4-20025	250	2.0	2.5	0.15	0.55	45	I
LFS2828V4-08350	250	0.8	35.0	0.95	0.35	45	J
LFS2828V4-10250	250	1.0	25.0	0.65	0.37	45	J
LFS2828V4-15150	250	1.5	15.0	0.40	0.45	45	J
LFS2828V4-20080	250	2.0	8.0	0.22	0.55	45	J
LFS2828V4-25050	250	2.5	5.0	0.18	0.60	45	J
LFS2828H4-08350	250	0.8	35.0	0.95	0.35	45	K
LFS2828H4-10250	250	1.0	25.0	0.65	0.37	45	K
LFS2828H4-15150	250	1.5	15.0	0.40	0.45	45	K
LFS2828H4-20080	250	2.0	8.0	0.22	0.55	45	K
LFS2828H4-25050	250	2.5	5.0	0.18	0.60	45	K
LFS3535V4-15300	250	1.5	30.0	0.50	0.45	45	L
LFS3535V4-20180	250	2.0	18.0	0.30	0.55	45	L
LFS3535V4-25120	250	2.5	12.0	0.20	0.60	45	L
LFS3535V4-30082	250	3.0	8.2	0.15	0.65	45	L
LFS3535V4-35050	250	3.5	5.0	0.10	0.70	45	L
LFS3535H4-15300	250	1.5	30.0	0.50	0.45	45	M
LFS3535H4-20180	250	2.0	18.0	0.30	0.55	45	M
LFS3535H4-25120	250	2.5	12.0	0.20	0.60	45	M
LFS3535H4-30082	250	3.0	8.2	0.15	0.65	45	M
LFS3535H4-35050	250	3.5	5.0	0.10	0.70	45	M