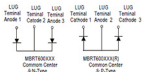


**Silicon Standard  
Recovery Diode**
**MSRTA600120(A) thru  
MSRTA600160(A)**
 $V_{RRM} = 600\text{ V} - 1600\text{ V}$ 
 $I_F = 600\text{ A}$ 
**Features**

- High Surge Capability
- Types up to 1600 V  $V_{RRM}$

**Heavy Three Tower Package**

**Maximum ratings, at  $T_j = 25\text{ }^\circ\text{C}$ , unless otherwise specified**

Parameter	Symbol	Conditions	MSRTA600120(A)	MSRTA600140(A)	MSRTA600160(A)	Unit
Repetitive peak reverse voltage	$V_{RRM}$		1200	1400	1600	V
RMS reverse voltage	$V_{RMS}$		848	990	1131	V
DC blocking voltage	$V_{DC}$		1200	1400	1600	V
Continuous forward current	$I_F$	$T_C \leq 125\text{ }^\circ\text{C}$	800	800	800	A
Surge non-repetitive forward current, Half Sine Wave	$I_{FSM}$	$T_C = 25\text{ }^\circ\text{C}$ , $t_p = 8.3\text{ ms}$	5800	5800	5800	A
Operating temperature	$T_j$		-40 to 175	-40 to 175	-40 to 175	$^\circ\text{C}$
Storage temperature	$T_{stg}$		-40 to 175	-40 to 175	-40 to 175	$^\circ\text{C}$

**Electrical characteristics, at  $T_j = 25\text{ }^\circ\text{C}$ , unless otherwise specified**

Parameter	Symbol	Conditions	MSRTA600120(A)	MSRTA600140(A)	MSRTA600160(A)	Unit
Diode forward voltage	$V_F$	$I_F = 600\text{ A}$ , $T_j = 25\text{ }^\circ\text{C}$	1.2	1.2	1.2	V
Reverse current	$I_R$	$V_R = 800\text{ V}$ , $T_j = 25\text{ }^\circ\text{C}$	25	25	25	$\mu\text{A}$
		$V_R = 600\text{ V}$ , $T_j = 150\text{ }^\circ\text{C}$	10	10	10	mA

**Thermal characteristics**

Thermal resistance, junction - case	$R_{\theta JC}$		0.12	0.12	0.12	$^\circ\text{C/W}$
-------------------------------------	-----------------	--	------	------	------	--------------------



Figure 1- Typical Forward Characteristics

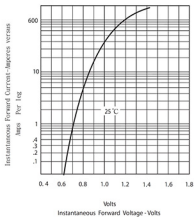


Figure 2 Forward Derating Curve

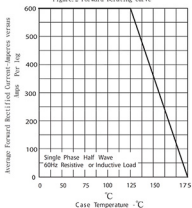


Figure 4 Typical Reverse Characteristics

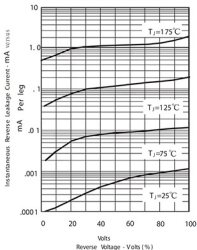


Figure 3 Peak Forward Surge Current

