

- Features:
- Lower-cost alternative to carbon comps and wirewounds
 - Coating meets UL 94V-0
 - Meets solvent test of Mil Standard 202, Method 215
 - Cut and formed product is available on select sizes; contact factory for details
 - Higher or lower resistance values may be possible; contact factory
 - Flameproof
 - RoHS compliant / lead-free

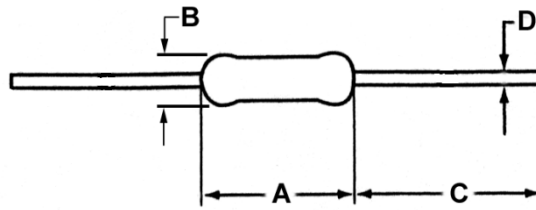


Electrical Specifications								
Type / Code	Power Rating (Watts) @ 70°C	Maximum Working Voltage (1)	Maximum Overload Voltage	Dielectric Withstanding Voltage	Resistance Temperature Coefficient	Ohmic Range (Ω) and Tolerance		
						1%	2%	5%
RSF12	0.5W	250V	400V	350V	±200 ppm/°C	0.1 - 150K	0.1 - 75K	0.1 - 1M
RSF1	1W	350V	600V	600V	±200 ppm/°C	0.1 - 100K	0.1 - 100K	0.1 - 1M
RSF2	2W	350V	600V	600V	±200 ppm/°C	0.1 - 120K	0.1 - 120K	0.1 - 1M
RSF3	3W	800V	1,000V	750V	±200 ppm/°C	0.1 - 470K	0.1 - 560K	0.1 - 1M
RSF5	5W	1,000V	1,000V	750V	±200 ppm/°C	0.1 - 470K	0.1 - 560K	0.1 - 1M
RSMF12	0.5W	250V	400V	350V	±200 ppm/°C	0.1 - 46.4K	0.1 - 47K	0.1 - 470K
RSMF1	1W	350V	600V	500V	±200 ppm/°C	0.1 - 75K	0.1 - 75K	0.1 - 470K
RSMF2	2W	350V	600V	500V	±200 ppm/°C	0.1 - 100K	0.1 - 100K	0.1 - 470K
RSMF3	3W	500V	800V	600V	±200 ppm/°C	0.1 - 118K	0.1 - 120K	0.1 - 470K
RSMF5	5W	1,000V	1,000V	750V	±200 ppm/°C	0.1 - 470K	0.1 - 560K	0.1 - 1M

(1) Lesser of \sqrt{PR} or maximum working voltage

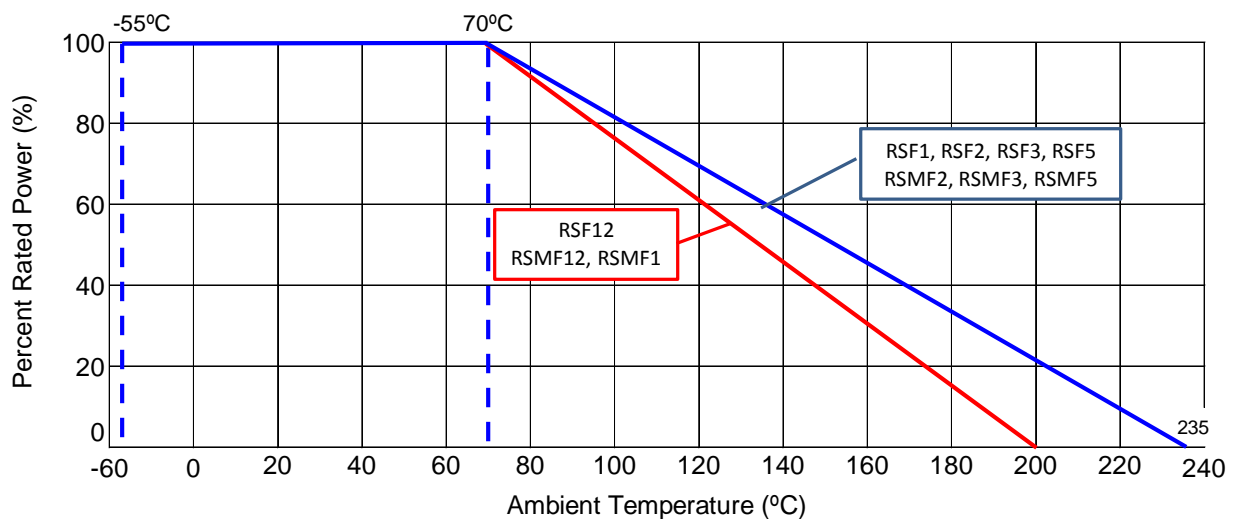
Performance Characteristics			
Test	Standard / Method	Requirement	
		RSMF Series	RSF Series
Short Time Over Load	JISC 5202 5.5	±2%	±1%
Humidity	MIL-STD 202, Method 103	±1.5%	
Dielectric Withstanding Voltage	MIL-STD 202, Method 301	±0.5%	
Load Life	MIL-STD 202, Method 108	±2%	
Load Life in Humidity	JISC 5202 7.9	±2%	
Temperature Cycling	JESD22 Method JA-104	±1%	
Moisture Resistance	MIL-STD 202, Method 106	±0.5%	
Resistance to Solder Heat	MIL-STD 202, Method 210F	±1%	
Insulation Resistance	JIS C5201-1, IEC60115-1	≥ 1Gohm	
Terminal Strength	MIL-STD 202, Method 211	±0.2%	
Vibration	MIL-STD 202, Method 201	±0.5%	

Operating Temperature Range: -55°C to +200°C (RSF12, RSMF12, RSMF1)
-55°C to +235°C (All others)

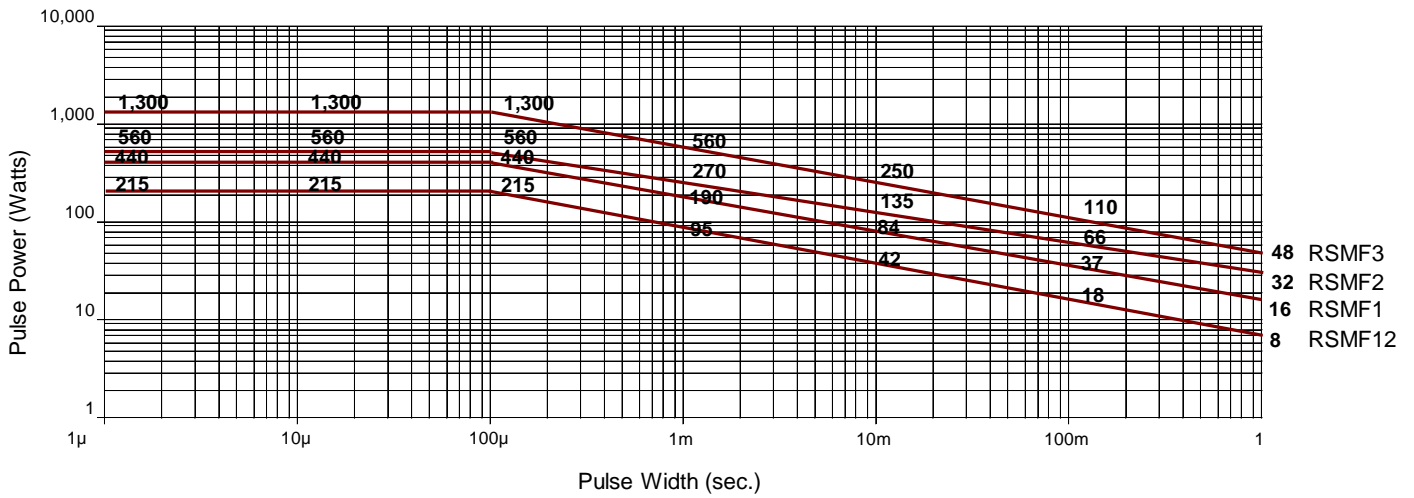


Mechanical Specifications						
Type / Code	A Body Length	B Body Diameter	C Lead Length (Bulk)	D Lead Diameter	Lead-Tape Specification	Unit
RSF12	0.35 ± 0.04	0.13 ± 0.03	1.10 ± 0.12	0.03 ± 0.003	0.250	inches
	9.00 ± 1.00	3.20 ± 0.80	28.00 ± 3.00	0.70 ± 0.08	6.35	mm
RSF1	0.43 ± 0.06	0.18 ± 0.04	1.10 ± 0.20	0.03 ± 0.002	0.250	inches
	11.00 ± 1.50	4.50 ± 1.00	28.00 ± 5.00	0.80 ± 0.05	6.35	mm
RSF2	0.59 ± 0.06	0.22 ± 0.04	1.18 ± 0.20	0.03 ± 0.004	0.250	inches
	15.00 ± 1.50	5.50 ± 1.00	30.00 ± 5.00	0.75 ± 0.10	6.35	mm
RSF3	0.69 ± 0.04	0.24 ± 0.02	1.38 ± 0.12	0.03 ± 0.002	0.250	inches
	17.50 ± 1.00	6.00 ± 0.50	35.00 ± 3.00	0.80 ± 0.05	6.35	mm
RSF5	0.96 ± 0.04	0.31 ± 0.02	1.38 ± 0.12	0.03 ± 0.002	0.250	inches
	24.50 ± 1.00	8.00 ± 0.50	35.00 ± 3.00	0.80 ± 0.05	6.35	mm
RSMF12	0.24 ± 0.03	0.09 ± 0.01	1.10 ± 0.12	0.02 ± 0.003	0.250	inches
	6.00 ± 0.80	2.30 ± 0.30	28.00 ± 3.00	0.55 ± 0.07	6.35	mm
RSMF1	0.35 ± 0.04	0.13 ± 0.03	1.10 ± 0.12	0.03 ± 0.003	0.250	inches
	9.00 ± 1.00	3.20 ± 0.80	28.00 ± 3.00	0.70 ± 0.08	6.35	mm
RSMF2	0.43 ± 0.06	0.18 ± 0.04	1.18 ± 0.20	0.03 ± 0.002	0.250	inches
	11.00 ± 1.50	4.50 ± 1.00	30.00 ± 5.00	0.80 ± 0.05	6.35	mm
RSMF3	0.59 ± 0.06	0.22 ± 0.04	1.18 ± 0.20	0.03 ± 0.004	0.250	inches
	15.00 ± 1.50	5.50 ± 1.00	30.00 ± 5.00	0.75 ± 0.10	6.35	mm
RSMF5	0.69 ± 0.04	0.24 ± 0.02	1.38 ± 0.08	0.03 ± 0.002	0.250	inches
	17.50 ± 1.00	6.00 ± 0.50	35.00 ± 2.00	0.80 ± 0.05	6.35	mm

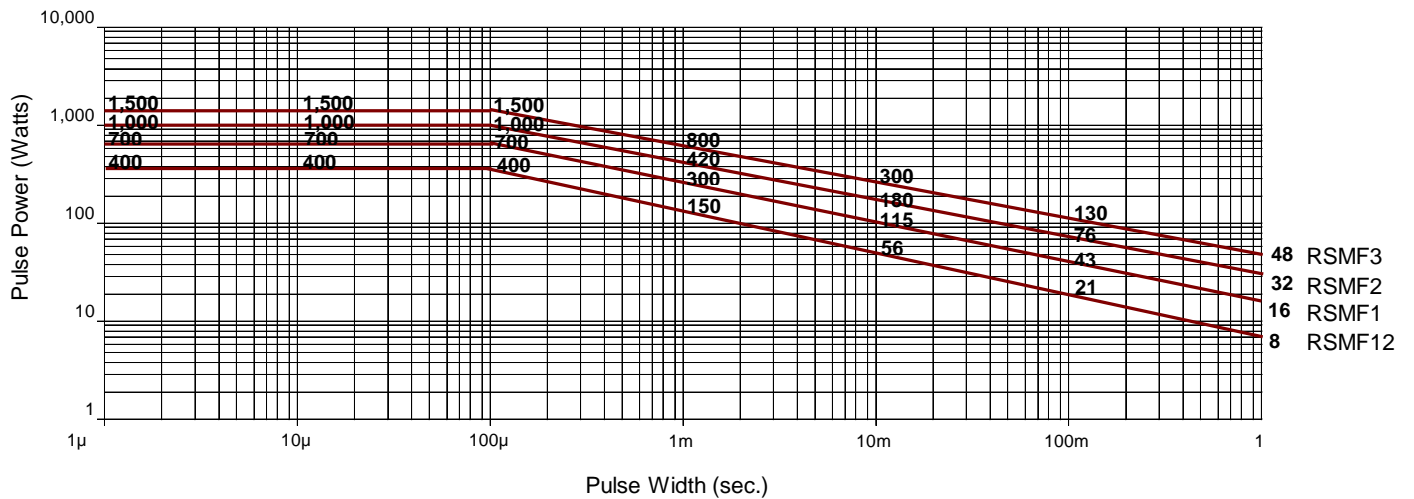
Power Derating Curve:



Pulse Limiting Power (One Pulse) / RSMF Series $\leq 5\Omega$



Pulse Limiting Power (One Pulse) / RSMF Series $\geq 5\Omega$



How to Order

1 2 3 4 5 6 7 8 9 10 11

R S F 1 2 J T R 4 7 0

Product Series		Size	Power	Tolerance			Packaging				Resistance Value
Code	Description			Code	Tol	Value	Code	Description	Size	Quantity	
RSF	Metal Oxide	12	0.5W	F	1%	E96	T	Tape and Reel	RSMF12	5,000	Four characters with the multiplier used as the decimal holder. 0.22 ohm = R220 33.2 ohm = 33R2 10.2 Kohm = 10K2 1 Mohm = 1M00
RSMF	Mini	1	1W	G	2%	E24			RSF12, RSF1	2,500	
PRSF(1)	Panasert	2	2W	J	5%				RSF2, RSMF3		
		3	3W				RSF3, RSMF5				
		5	5W				RSF5		500		
							A	Ammo	RSMF12	5,000	
									RSF12; RSMF1	2,000	
									RSF1, RSF2, RSMF2, RSMF3	1,000	
									RSF3, RSF5, RSMF5	500	
							B	Bulk	All Sizes	1,000	

(1) For packaging information see Radial Ledged Packaging Spec page

Legacy Part Number (before January 3, 2011):

SEI Type	Code	Nominal Resistance	Tolerance	Packaging
RS	1/2	0.47	5%	R

Type	Description	Code	Wattage
RSF	Metal Oxide	1/2	0.5W
RSMF	Mini	1	1W
PRSF (1)	Panasert	2	2W
		3	3W
		5	5W

Tolerance	Values
1%	E96
2%	E24
5%	E24

Types	Qty	Description	Code
RSMF12	5,000	Tape and Reel	R
RSF12, RSMF1, RSF1, RSMF2	2,500		
RSF2, RSMF3	1,000		
RSF3, RSMF5	1,000		
RSF5	500		
RSMF12	5,000	Ammo	T
RSF12, RSMF1	2,000		
RSF1, RSF2, RSMF2, RSMF3	1,000		
RSF3, RSF5, RSMF5	500		
All	1,000	Bulk	A

(1) For packaging information see Radial Ledged Packaging Spec page