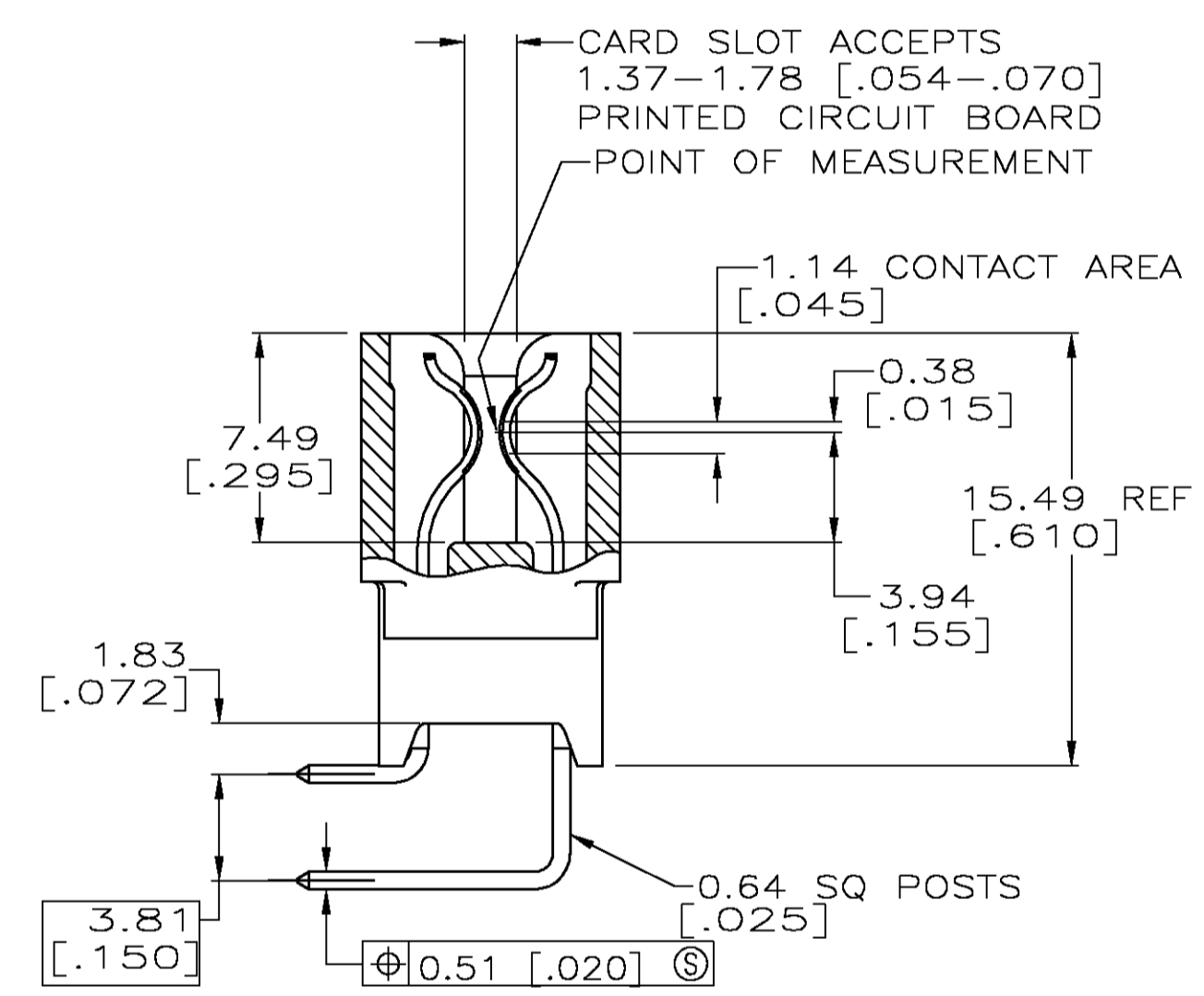
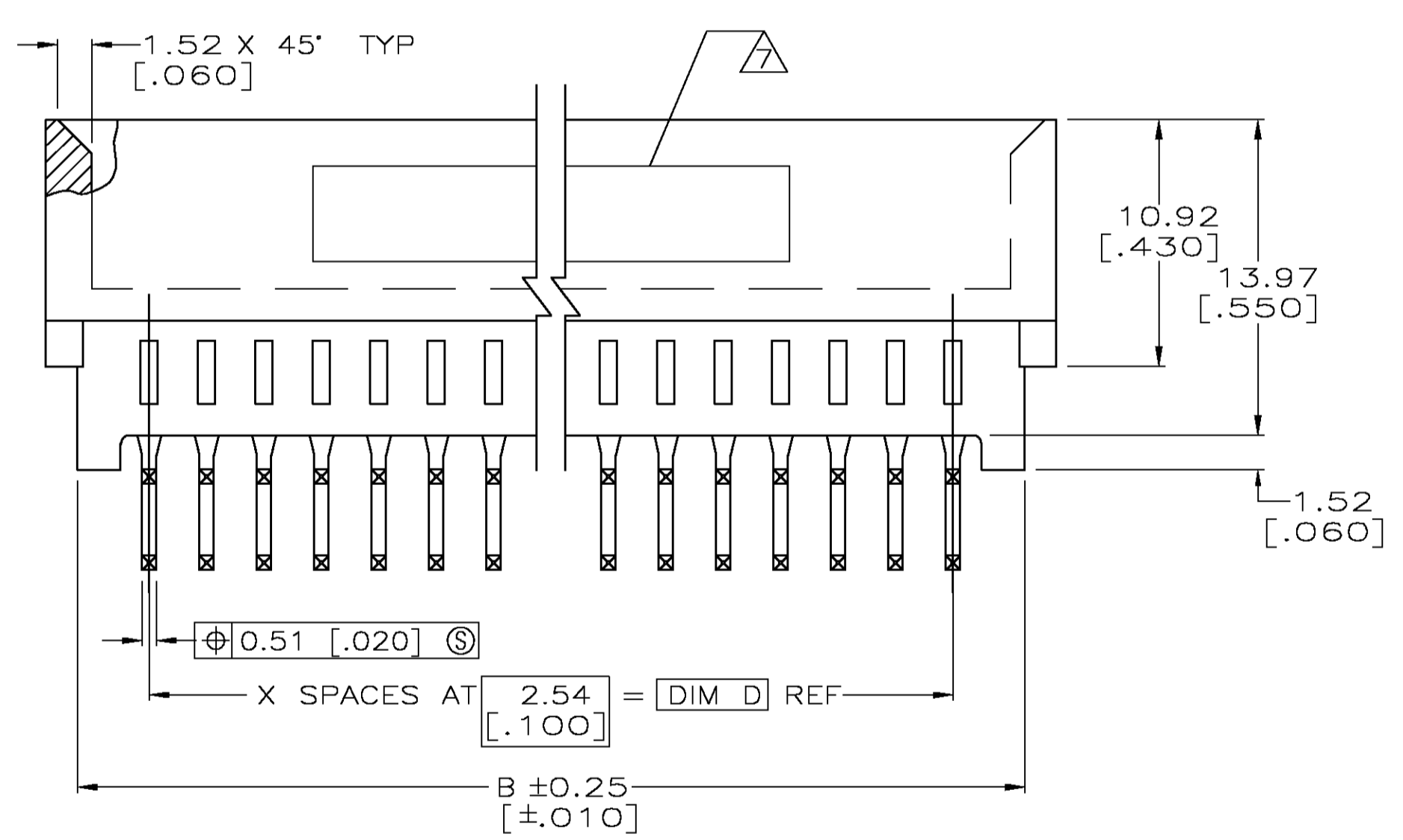
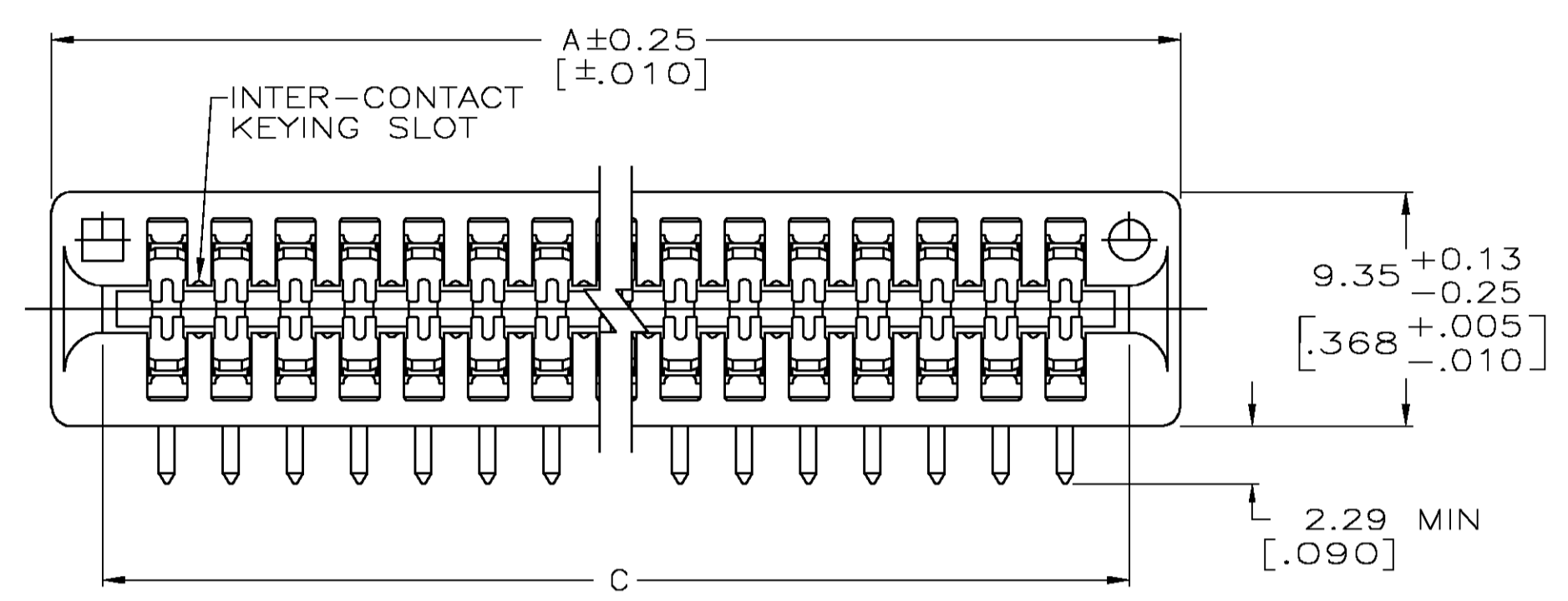


- ① HOUSING: GLASS FILLED POLYESTER; COLOR: BLACK.
- ② CONTACT: PHOSPHOR BRONZE.
- ③ NICKEL UNDERPLATE: 0.00127 [0.00050] MIN - ALL OVER.
- ④ MATTE TIN PLATE: 0.00254 [0.00100] MIN - SOLDER POSTS.
- ⑤ GOLD PLATE: 0.00076 [0.00030] MIN - CONTACT AREA.
- ⑥ NICKEL PLATE PER MIL-G-45204. GOLD PLATE PER QQ-N-290.
- ⑦ AMP PART NUMBER, CSA LOGO AND DATE CODE ARE MARKED IN APPROXIMATE AREA SHOWN, EITHER SIDE.
- 8. RECOMMENDED PCB FINISHED HOLE DIA: 1.07±0.08 [0.42±0.03].



12.70 [.500]	17.78 [.700]	19.05 [.750]	21.84 [.860]	5	6	5650118-3
22.96 [.900]	27.94 [1.100]	29.21 [1.150]	32.00 [1.260]	9	10	5650118-2
35.56 [1.400]	40.64 [1.600]	41.91 [1.650]	44.70 [1.760]	14	15	5650118-1
D	C	B	A	X	NO OF POSN	PART NUMBER

THIS DRAWING IS A CONTROLLED DOCUMENT.

DIMENSIONS: mm 0 PLC ± - 1 PLC ± - 2 PLC ± 0.13 [.005] 3 PLC ± - 4 PLC ± - ANGLES ± °	TOLERANCES UNLESS OTHERWISE SPECIFIED: 0 PLC ± - 1 PLC ± - 2 PLC ± 0.13 [.005] 3 PLC ± - 4 PLC ± - ANGLES ± °	DWG AL FRANTUM 14 JUN 05 CHK AL FRANTUM 14 JUN 05 APPD PRODUCT SPEC 108-9039 APPLICATION SPEC SIZE A1 CAGE CODE 00779 DRAWING NO 5650118 WEIGHT CUSTOMER DRAWING	Tyco Electronics Corporation Harrisburg, Pa 17105-3608 NAME CONNECTOR ASSEMBLY, STANDARD EDGE II, 2.54 [.100] RESTRICTED TO SCALE 4:1 SHEET 1 OF 1 REV A
---	---	---	---