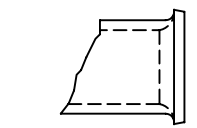
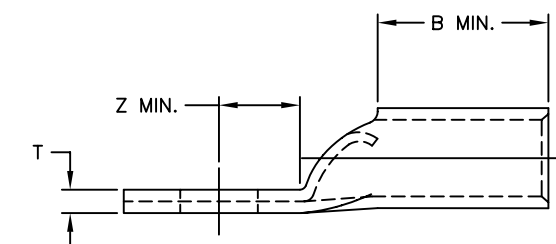
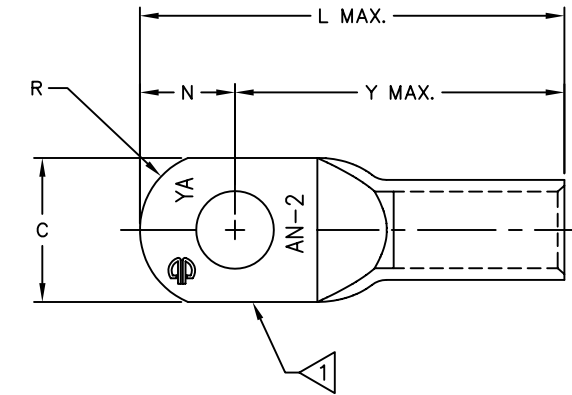


DRAWING NO. SD034764		4	3										2				1		
BURNDY® CATALOG NUMBER	COPPER AIRCRAFT CABLE MIL-W-5086	MS20659 DASH NUMBER	STUD SIZE	B MIN.	C ±.020	L MAX.	N ±.010	R REF.	T ±.015	Y MAX.	Z MIN.	INSTALL. TOOL INDEX NUMBER	REV.	DATE	DESCRIPTION	ECO	BY	C'K'D.	
YAV2C-L3	AN-2	146	10	.595	.688	1.722	.344	.69	.091	1.373	.349	41	A	10/1/04	ADDED CAT. # YAV25-L16G1 TO TABLE	10063	PL	DB	
YAV2C-L1		113	1/4	↑	.688	1.722	.344	↑	.091	1.373	.349	↑							
YAV2C-L2		147	5/16		.688	1.722	.344		.091	1.373	.349								
YAV2C-L		114	3/8		.688	1.722	.344		.091	1.373	.349								
YAV2C-L23		---	3/8		.688	1.868	.344		.091	1.519	.495								
YAV2C-L19		---	3/8		2.720	1.943	.325		.094	1.613	.589								
YAV2C-L26		---	3/8-10MM		.990	1.722	.344		.091	1.373	.349								
YAV2C-L11		148	7/16	1	1.300	1.878	.385		.079	1.488	.464								
YAV2C-L4		133	1/2	1	1.430	1.878	.385		.079	1.488	.464								
YAV2C-L22		---	1/2	1	1.310	2.082	.385	.69	.079	1.692	.668								
YAV2C-L38		---	3/4	1	.595	1.130	2.337	.625	.75	.051	1.707	.683	41						
YAV1C-L6		AN-1	---	10	.595	1.000	1.666	.344	.75	.109	1.317	.246	42						
YAV1C-L1	115		1/4	↑	---	1.839	.380	↑	.109	1.454	.383	↑							
YAV1C-L2	149		5/16		1.300	1.839	.380		.109	1.454	.383								
YAV1C-L	116		3/8		1.480	1.839	.380		.109	1.454	.383								
YAV1C-L12	---		3/8-10MM		1.720	1.759	.344		.109	1.410	.339								
YAV1C-L4	150		7/16		1.880	1.930	.430		.102	1.535	.464								
YAV1C-L3	134		1/2		2.100	1.930	.430		.102	1.535	.464								
YAV1C-L5	---		5/8		.790	2.431	.500		.071	1.926	.855								
YAV1C-L18	---	3/8		.595	1.490	1.989	.380	.75	.109	1.604	.530	42							
YAV25-L5	AN-1/0	---	10	.658	1.490	1.988	.375	.75	.110	1.608	.428	43							
YAV25-L29		---	10-5MM	↑	2.030	1.988	.375	↑	.110	1.608	.428	↑							
YAV25-L1		117	1/4		1.220	2.028	.415		.110	1.608	.428								
YAV25-L2		151	5/16		1.100	2.028	.415		.110	1.608	.428								
YAV25-L		118	3/8		.990	2.028	.415		.110	1.608	.428								
YAV25-L15		---	3/8		.930	1.852	.343		.140	1.504	.324								
YAV25-L26		---	3/8		.860	2.089	.440		.104	1.644	.464								
YAV25-L30		---	3/8		1.310	2.830	.390		.110	2.435	1.255								
YAV25-L28		---	3/8-10MM		1.310	2.028	.390		.110	1.608	.428								
YAV25-L16		152	7/16		.790	2.089	.440		.105	1.644	.464								
YAV25-L3		135	1/2		2.450	2.089	.440		.105	1.644	.464								
YAV25-L4		---	5/8		2.320	2.305	.500		.105	1.800	.620								
YAV25-L23	---	3/4		.790	2.490	.625		.093	1.860	.680									
YAV25-L16G1	---	7/16		.658	.790	2.089	.440	.75	.110	1.644	.464	43							



6 BELLED VIEW

NOTES:

- 1 DUE TO METHODS OF MANUFACTURING, SERRATIONS APPEAR ON TONGUE.
- 2. MATERIAL: COPPER TUBING.
- 3. FINISH TIN PLATED. 5
- 4. ALL ITEMS ARE LISTED BY UNDERWRITERS LABS PER CONTROL NUMBER 670-B, FILE NUMBER E9498, WHITE CARD. (DOES NOT APPLY TO YAV--L-G).
- 5 ADD SUFFIX "-NK" FOR NICKEL PLATING.
- 6 ADD SUFFIX "B" FOR BELLED BARREL. BELLED VERSIONS OF THESE HYLUGS™ DON'T CONFORM TO THE MS20659 DASH NO.

TO ORDER BURNDY® PRODUCTS CALL 1-800-346-4175
 MANCHESTER, NH 03109, USA
 FOR PRODUCT INFO = <http://www.fciconnect.com>

HYLUG™

ITEM NO: N/A
 CAT NO: YAV--L (TABLE)

SCALE: N/A
 DRAWN BY: E.S.K. 2/2/73
 CHECKER: T.B. 6/1/77
 DSN APPVL: T.B. 6/1/77
 MFG APPVL: ---
 QC APPVL: ---
 MKT APPVL: ---

FCI

DRAWING NO.	REV.
SD034764	A
SHEET 2 OF 3	