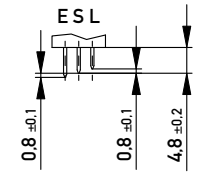
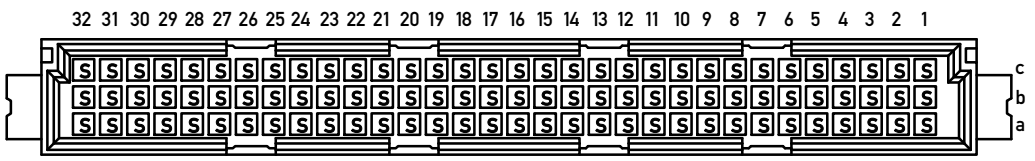


Stecklänge / mating length



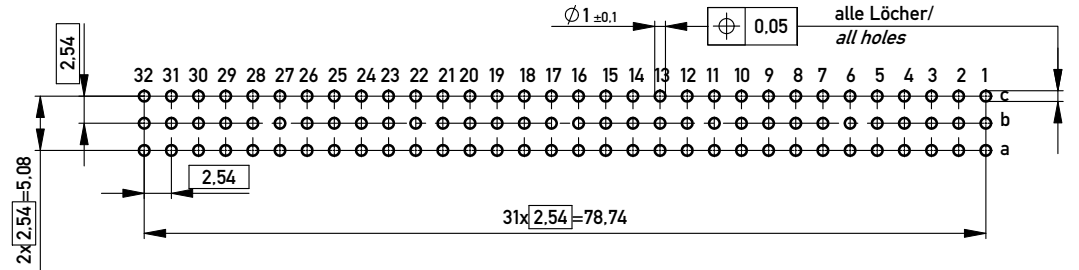
E = early mate, late break / voreilend  
 S = standard  
 L = late mate, early break / nacheilend

Bestückungsplan / contact layout



Lötanschluss 0,6x0,6mm / solder terminal 0,6x0,6mm  
 Isolierwerkstoff / housing material : PBT GF 30  
 Bauart 4 / type 4  
 Anforderungsstufe 2 = 400 Steckzyklen / performance class 2= 400 mating cycles  
 Fehlende Maße und Angaben nach IEC 60 603-2 / DIN EN 60 603-2  
 Missing information and dimensions per IEC 60 603-2 / DIN EN 60 603-2

Leiterplatten-Lochbild / PCB drillhole pattern



Bedruckung siehe Zeichnung 294905  
 Marking see drawing 294905

Copyright by ERNI GmbH  
 Proprietary notice pursuant to ISO 16016 to be observed.

Information:		Tolerances		Scale	2:1
All rights reserved. Only for Information. To ensure that this is the latest version of this drawing, please contact one of the ERNI companies before using.		Subject to modification without prior notice. Drawing will not be updated.		Designation	
				Messlerleiste C 96 Löt Male Connector C96 solder	
		www.ERNI.com		384020	
Index		Date		Class	
		20.07.2009		STVC	
				I A3	