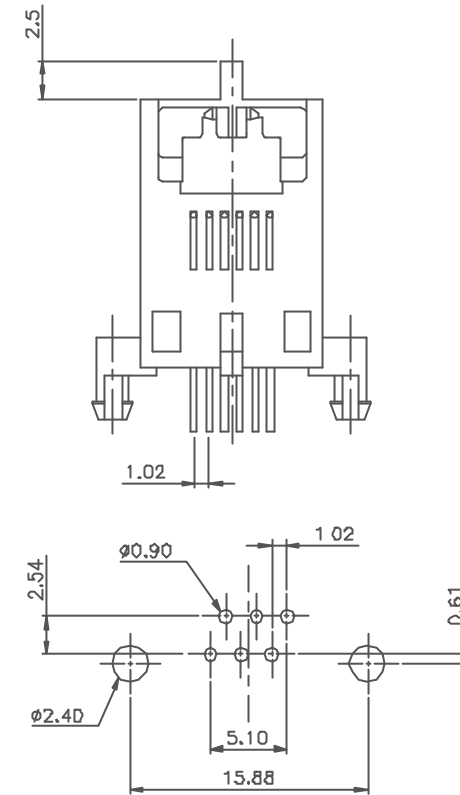
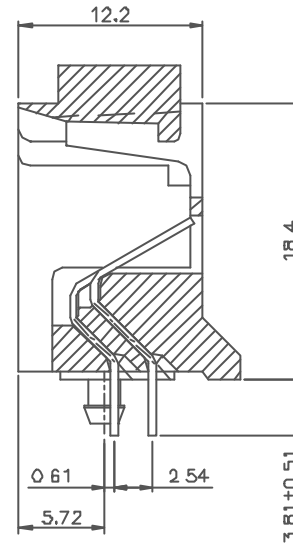
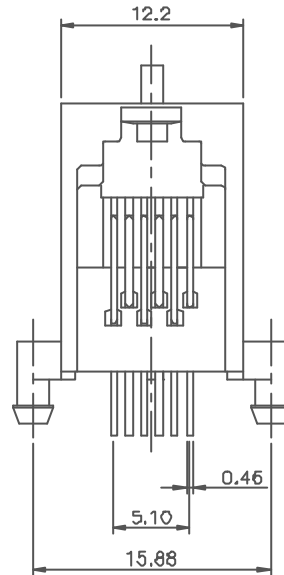


REVISION RECORD				
REV	ECC	DESCRIPTION	DRAFT	CHKD



PC Board Layout  
Component Side Shown

**NOTES:**

**ELECTRICAL:**

- VOLTAGE RATING : 125 VAC RMS.
- CURRENT RATING : 1.5 AMP.
- CONTACT RESISTANCE : 30 MIOHMS MAX.
- INSULATION RESISTANCE 500 MEGOHMS MIN @ 500 VDC.
- DIELECTRIC STRENGTH : 1000 VAC RMS 60Hz, 1MIN.

**MECHANICAL:**

- HOUSING MATERIAL : GLASS FILLED POLYESTER UL94V-0.
- CONTACT MATERIAL : PHOSPHOR BRONZE  $\phi$ 0.46mm.
- PLATING : GOLD PLATING OVER NICKEL
- OPERATING LIFE : 250 CYCLES MIN.
- PCB RETENTION PRE-SOLDER : 1 LB MIN.
- PCB RETENTION POST-SOLDER: 10 LBS MIN

**ENVIRONMENTAL:**

- STORAGE : -40°C TO +85°C.
- OPERATION: 0°C TO 70°C.

MATES WITH MODULAR PLUG CONFORMING TO  
FCC PART 6B, SUBPART F

CUL FILE NO. E163191

PART NUMBER: E516X-00001X

NO. OF CONTACT:	1- 3u"	2- 6u"
2- 2C	3-15u"	4-30u"
4- 4C	5-50u"	6-Pd 20u"
6- 6C		

DETACHED LIBS TOLERANCES EXCEPT AS NOTED MIN .0 ± 0.2 ± .00 ± 0.15 ± .000 ± 0.075 ± ANGLES ± 0.5 THIRD ANGLE PROJECTION	DFTG SYANG DATE 8/28/98 CHKD DATE MFD DATE APPVL DATE	MAXTOP (NINGBO) TELECOM ELECTRONIC CO., LTD TITLE 623 PCB JACK 6P	
	MATERIAL . QTY . FINISH : SCALE : 3:1	DRAWING NO. GE513001 /PART NO. SEE NOTE	SIZE A3 REV 8/28/98 D
	DO NOT SALE DRAWING	SHEET 0F	