


ULTRA LOW IMPEDANCE, RADIAL LEADS, POLARIZED, HYBRID ELECTROLYTIC

FEATURES

- VERY LOW IMPEDANCE & HIGH RIPPLE CURRENT
- LONG LIFE AT 105°C (5000 hrs.)
- HIGH STABILITY AT LOW TEMPERATURE
- CAPACITANCE UP TO 1,000 μ F

**** NEW ****
Long Life & High Temperature



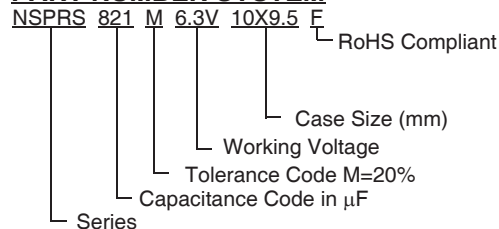
CHARACTERISTICS

Rated Voltage Range	6.3 ~ 16Vdc			
Capacitance Range	47 ~ 1,000 μ F			
Operating Temperature Range	-55°C ~ +105°C			
Capacitance Tolerance	±20% (M)			
Maximum Leakage Current After 2 Minutes at 20°C	0.2CV			
Max. Tan δ at 120Hz/20°C	W.V. (Vdc)	6.3	10	16
	S.V. (Vdc)	8.2	13	20
	Tan δ	0.18	0.16	0.14
Low Temperature Stability Impedance Ratio @ 120Hz	Z-55°C/Z+20°C	1 ~ 2.5		
	Z+105°C/Z+20°C	0.6 ~ 1.0		
Load Life Hours Load Life Test at Rated W.V. & 105°C	Test Duration	5,000 hrs		
	Capacitance Change	Within ±30% of initial measured value		
	Tan δ	Less than 200% of specified value		
	Leakage Current	Less than specified value		
	ESR	Less than 200% of specified value		
Other Characteristics	JIS C 5101-18			

RoHS Compliant

Includes all homogeneous materials

PART NUMBER SYSTEM



PRECAUTIONS

Please review the notes on correct use, safety and precautions found on pages T10 & T11 of NIC's **Electrolytic Capacitor catalog**.
 Also found at www.niccomp.com/precautions
 If in doubt or uncertainty, please review your specific application - process details with NIC's technical support personnel: tpmg@niccomp.com



STANDARD PRODUCT, SPECIFICATIONS AND CASE SIZES D φ x L (mm)

Part Number	Cap. (μF)	W.V. (Vdc)	Dissipation Factor +20°C/120Hz	Leakage Current (μA) after 2 minutes @ +20°C	Max. ESR (mΩ) 100KHz/+20°C	Ripple Current Rating (mA) +105°C/100KHz
NSPRS221M6.3V8x9.5F	220	6.3	0.18	277.2	16	3150
NSPRS331M6.3V8x9.5F	330		0.18	415.8	16	3150
NSPRS391M6.3V8x9.5F	390		0.18	491.4	16	3150
NSPRS471M6.3V8x9.5F	470		0.18	592.2	16	3150
NSPRS561M6.3V8x9.5F	560		0.18	705.6	16	3150
NSPRS681M6.3V10x9.5F	680		0.18	856.8	15	3890
NSPRS821M6.3V10x9.5F	820		0.18	1033.2	15	3890
NSPRS102M6.3V10x9.5F	1000		0.18	1260	15	3890
NSPRS101M10V8x9.5F	100	10	0.16	200	18	2800
NSPRS151M10V8x9.5F	150		0.16	300	18	2800
NSPRS221M10V8x9.5F	220		0.16	440	18	2800
NSPRS331M10V8x9.5F	330		0.16	660	18	2800
NSPRS471M10V10x9.5F	470		0.16	940	16	3650
NSPRS561M10V10x9.5F	560		0.16	1120	16	3650
NSPRS470M16V8x9.5F	47	16	0.14	150.4	22	2290
NSPRS680M16V8x9.5F	68		0.14	217.6	22	2290
NSPRS101M16V8x9.5F	100		0.14	320	22	2290
NSPRS151M16V10x9.5F	150		0.14	480	20	2920

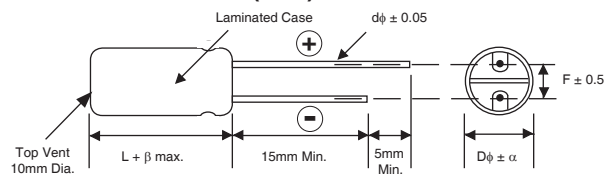
RIPPLE CURRENT FREQUENCY CORRECTION FACTOR

Frequency (Hz)	120	1K	10K	≤100K
Correction Factor	0.05	0.20	0.50	1.00

DIAMETER AND LEADSPACE (mm)

Case Dia. (Dφ)	8	10
Lead Dia. (dφ)	0.6	0.7
Lead Spacing (F)	3.5	5.0
Dim. α	0.5	0.5
Dim. β	1.5	1.5

DIMENSIONS (mm)



MARKING

