

Applications

- Audio/Video line
- Network and telecom
- Data lines and security systems
- Serial ports

Features

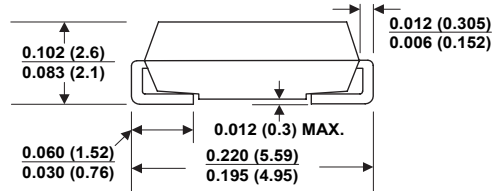

- IEC 61000-4-2 (ESD) $\pm 15\text{kV}$ (air), $\pm 8\text{kV}$ (contact)
- IEC 61000-4-5 (SURGE) $10/700\mu\text{s} > 4\text{kV}$ $V_c < 20\text{V}$
- Low protection voltage
- Fast response time
- Bi-directional protection device
- High temperature soldering guaranteed: 260°C / 10 seconds at terminals
- RoHS compliance

Surge & ESD Protection Device



Package

DO-214AA (SMB J-Bend)



Dimensions in inches and (millimeters)

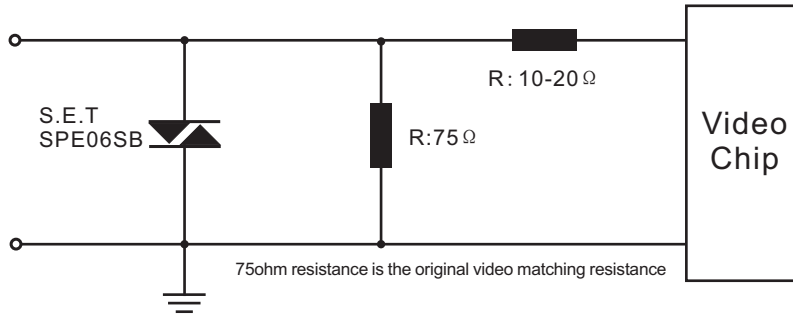
Maximum Ratings ($T_{\text{Ambient}}=25^\circ\text{C}$ unless noted otherwise)

Rating	Symbol	Value	Units
Thermal Resistance: Junction to Ambient	R_{BJA}	90	$^\circ\text{C}/\text{W}$
Operating Junction Temperature Range	T_{J}	-40 to +150	$^\circ\text{C}$
Storage Temperature Range	T_{S}	-65 to +150	$^\circ\text{C}$

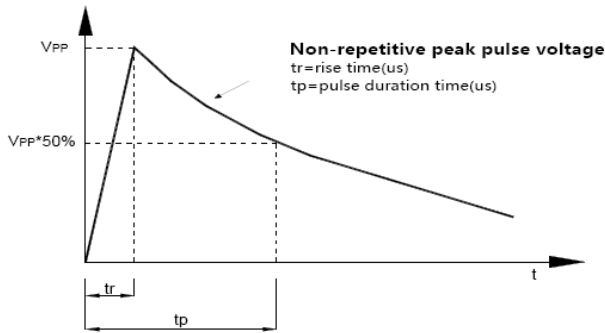
Electrical Characteristics ($T_{\text{Ambient}}=25^\circ\text{C}$ unless noted otherwise)

Symbol	Min.	Typ.	Max.	Unit	Conditions
V_{RWM} Reverse Working Voltage		6.5		V	
V_{BR} Reverse Breakdown Voltage	8.0		15	V	$I_{\text{T}}=1\text{mA}$
I_{R} Reverse Leakage Current			3	μA	$V_{\text{RWM}}=6.5\text{V}$
I_{H} Hold Current	50		400	mA	
C_{J} Junction Capacitance		120		pF	2V, 1MHz

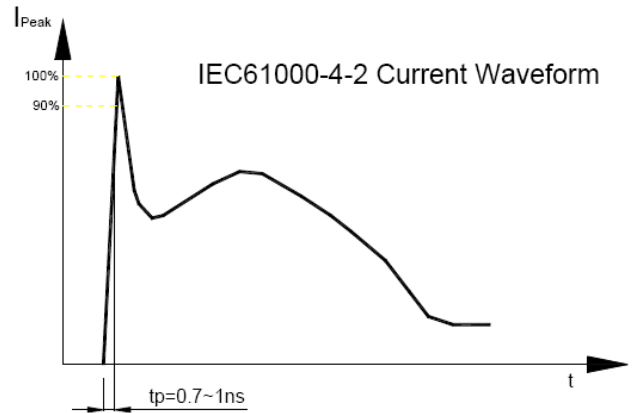
Typical application circuit



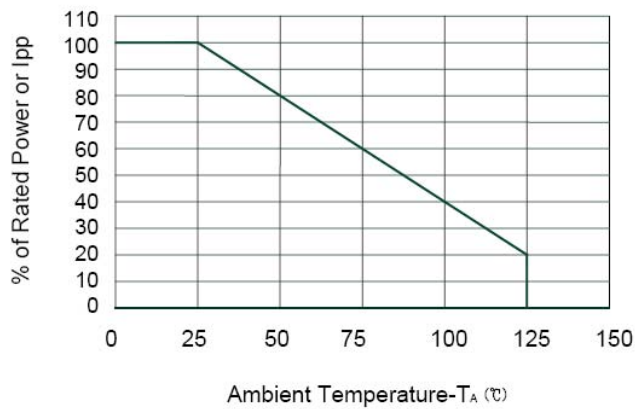
Typical Characteristics Curves



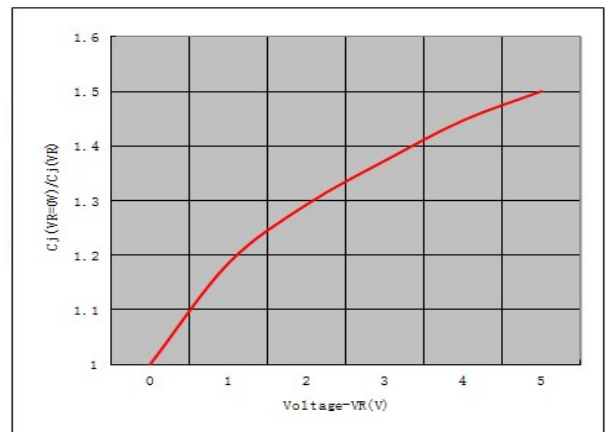
Pulse Waveform



ESD Discharge IEC61000-4-2 Current Waveform



Power Derating Curve



Junction Capacitance vs. Reverse Voltage