



# PRODUCT SPECIFICATION

REV A January 2010

Oscilent Controlled Document

Ordering Code / Part Number	Product Description
805-RF257.5M-A	Wireless, RF SAW Filter

## Specification Contents

- o Mechanical Dimensions
- o Test Circuit
- o Maximum Ratings
- o Electrical Specification
- o Frequency Performance
- o VSWR
- o Smith Chart

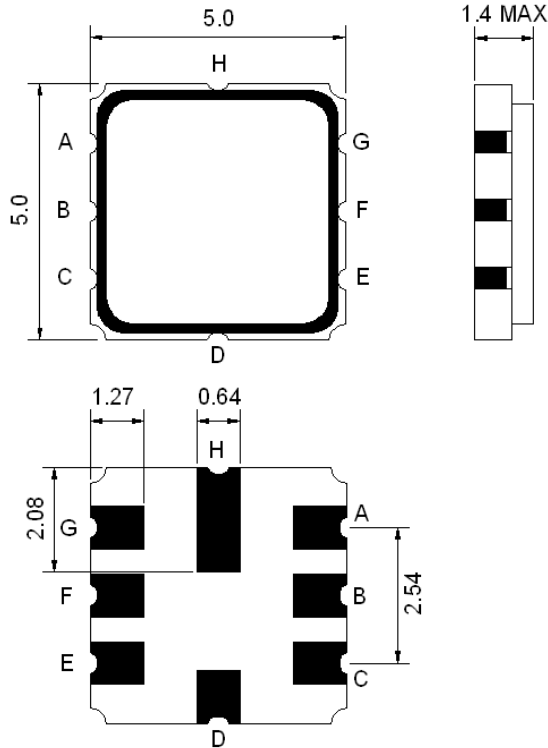
## Notes

- o Electrostatic Sensitive Device (ESD) 
- o Avoid excessive ultrasonic exposure
- o Solderability compatible with JEDEC J-STD-020C Pb-free process, 260°C peak reflow temperature
- o This product complies with EU directive 2002/95/EC (RoHS compliance)



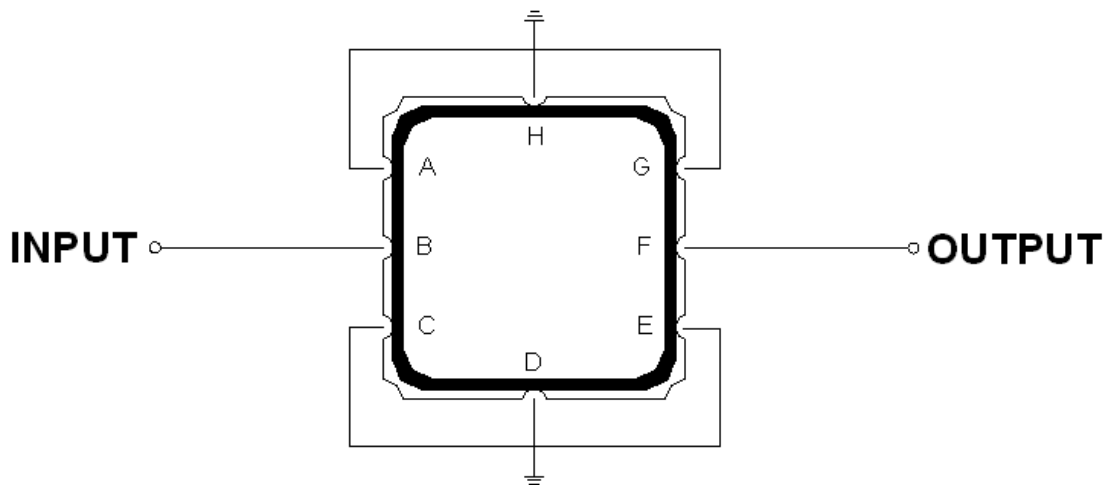


**Mechanical Dimensions (mm)**



Pin Description	
A, C, D, E, G, H	Ground
B	In
F	Out

**Test Circuit**



Source and Load Impedance: 50  $\Omega$



### Maximum Ratings

Parameters Description	Unit	Minimum	Typical	Maximum
Operating Temperature Range	°C	-20	-	+55
Storage Temperature Range	°C	-40	-	+85
Maximum DC Voltage	V	-	-	3
Maximum Input Power	dBm	-	-	25
Source Impedance (single ended) <sup>(1)</sup>	Ω	-	50	-
Load Impedance (single ended) <sup>(1)</sup>	Ω	-	50	-

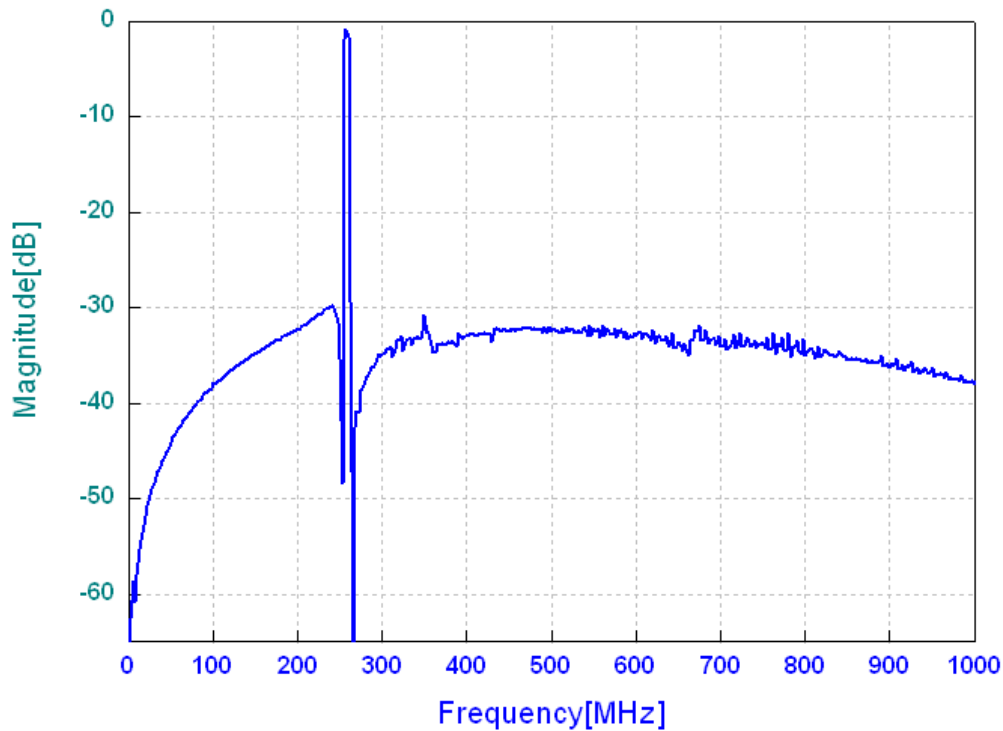
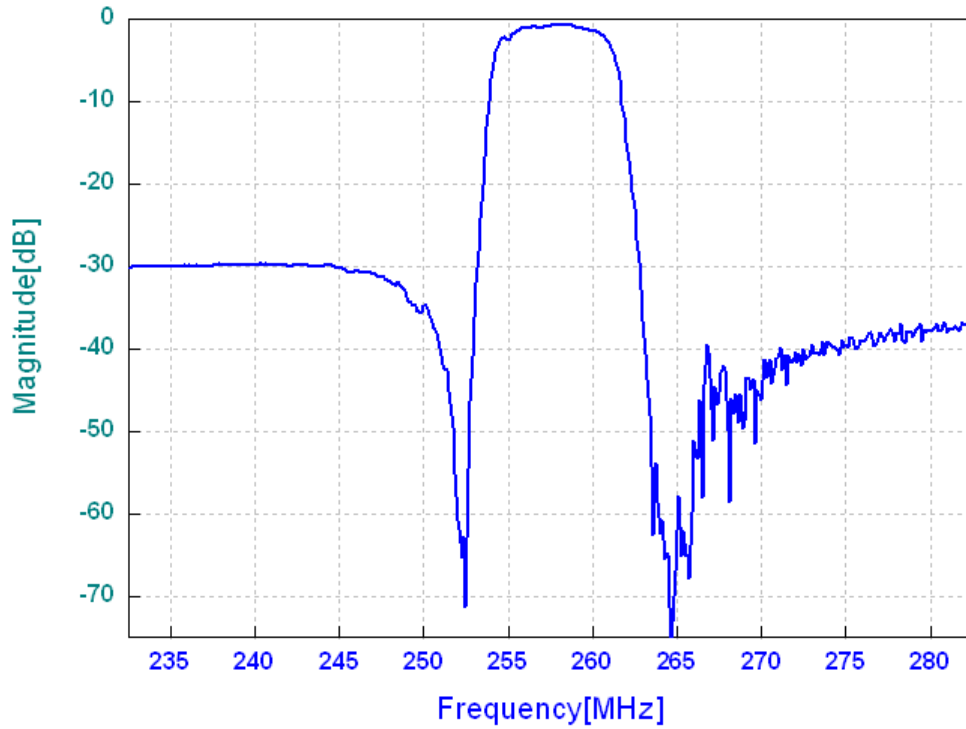
Notes: No Matching Network

### Electrical Specification

Parameters Description	Unit	Minimum	Typical	Maximum
Center Frequency (Fo)	MHz	-	257.5	-
Insertion Loss within 255.0 ~ 260.0 MHz	dB	-	2.3	3.5
Stop Band Attenuation:				
10.0 ~ 252.0 MHz	dB	25	30	-
263.0 ~ 266.0 MHz	dB	25	32	-
266.0 ~ 271.0 MHz	dB	30	40	-
271.0 ~ 300.0 MHz	dB	25	35	-
300.0 ~ 1000.0 MHz	dB	25	30	-
VSWR within 255.0 ~ 260.0 MHz	-	-	1.8	2.2

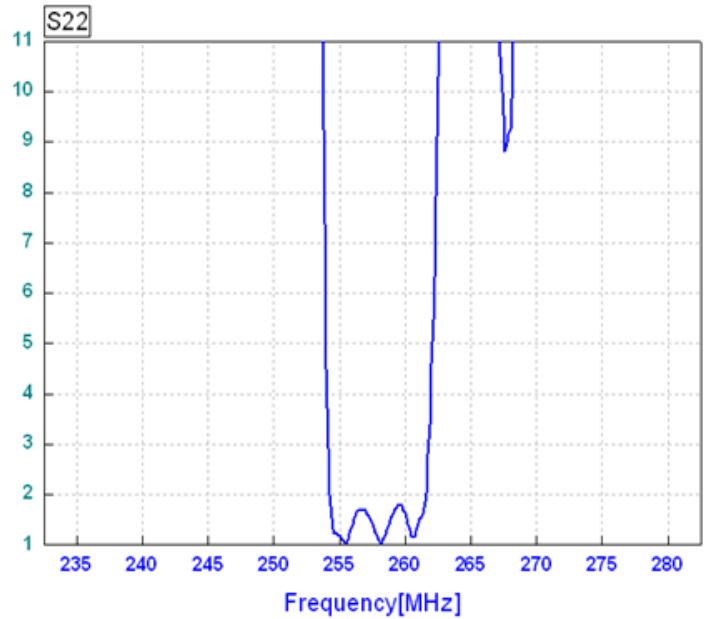
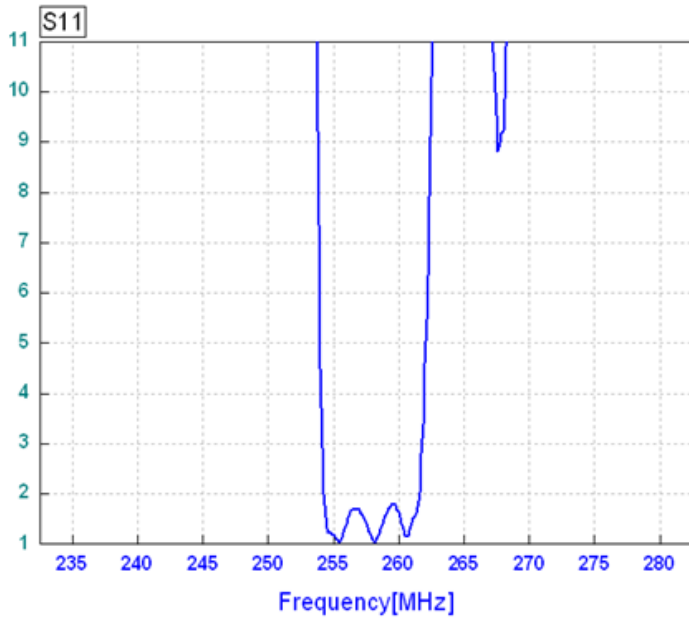


### Frequency Performance





### VSWR



### Smith Chart

