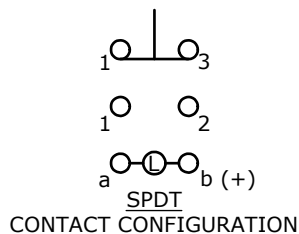
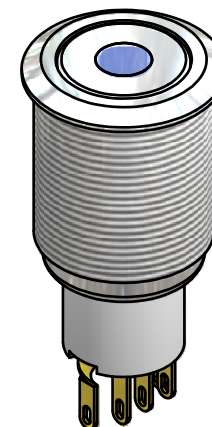
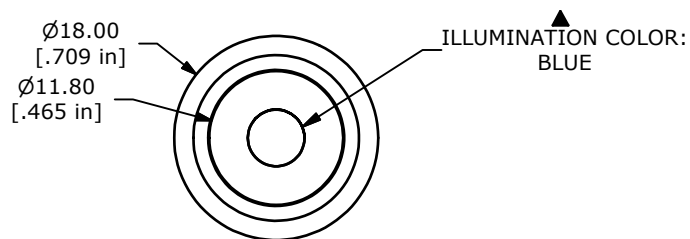


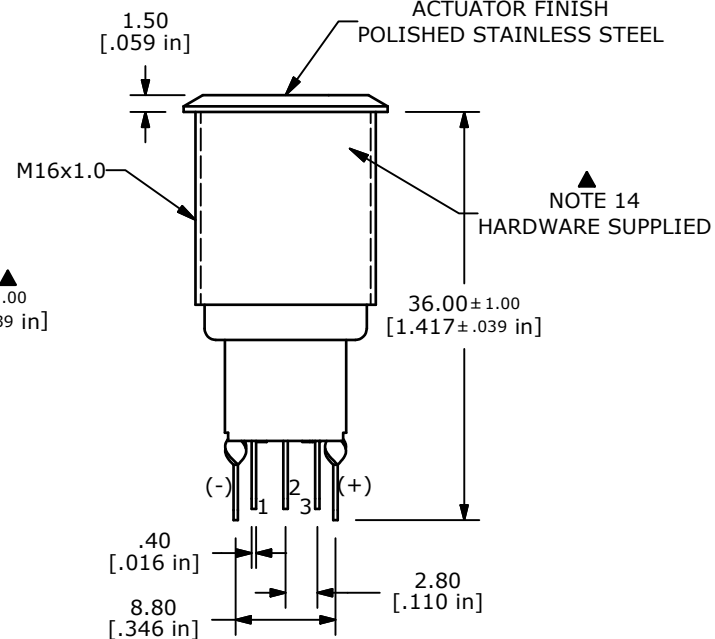
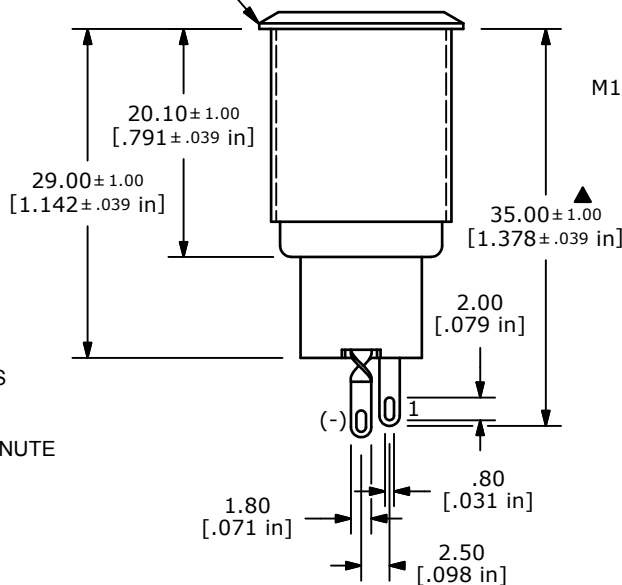
SWITCH FUNCTION	
POS. 1	POS. 2
ON	(ON)
1-3	1-2

(ON) = MOMENTARY



▲ BODY FINISH
POLISHED STAINLESS STEEL

▲ ACTUATOR FINISH
POLISHED STAINLESS STEEL



- NOTE:
1. ALL DIMENSIONS IN MM [INCH]
 2. GENERAL TOLERANCE: X.X=±0.4
X.XX=±0.25
 3. TERMINAL NUMBERS FOR REF ONLY
 - ▲ 4. CONTACT MATERIAL: GOLD
 5. RATING: 2A 48VDC
 6. ELECTRIC LIFE: 50,000 MAKE-AND-BREAK CYCLES AT FULL LOAD.
 7. INSULATION RESISTANCE: 1,000 MΩ MIN.
 8. DIELECTRIC STRENGTH: 2,000 VAC MIN. FOR 1 MINUTE
 9. CONTACT RESISTANCE: 50mΩ MAX. @ 1A 12VDC
 10. OPERATING TEMP.: -20°C to 55°C
 11. ▲ DENOTES CRITICAL PARAMETER.
 - ▲ 12. LAMP VOLTAGE: 12V
 - ▲ 13. ILLUMINATION COLOR: BLUE
 14. HARDWARE SUPPLIED: O-RING AND HEXNUT
 - ▲ 15. INGRESS RATING: IP40
 16. 2002/95/EC (ROHS) COMPLIANT



TITLE PV3F2B0SSG-244

B	20433	UPDATE AND CONVERT	01/19/12	BMA
REV	PCR NO	DESCRIPTION	DATE	BY

SCALE	DATE	DR	DWG	REV
1.5:1	1/6/2012	BMA	52-PV3F2B0SSG244	B

THE INFORMATION CONTAINED IN THIS DOCUMENT IS PROPRIETARY TO E-SWITCH AND IS NOT TO BE COPIED OR TRANSFERRED