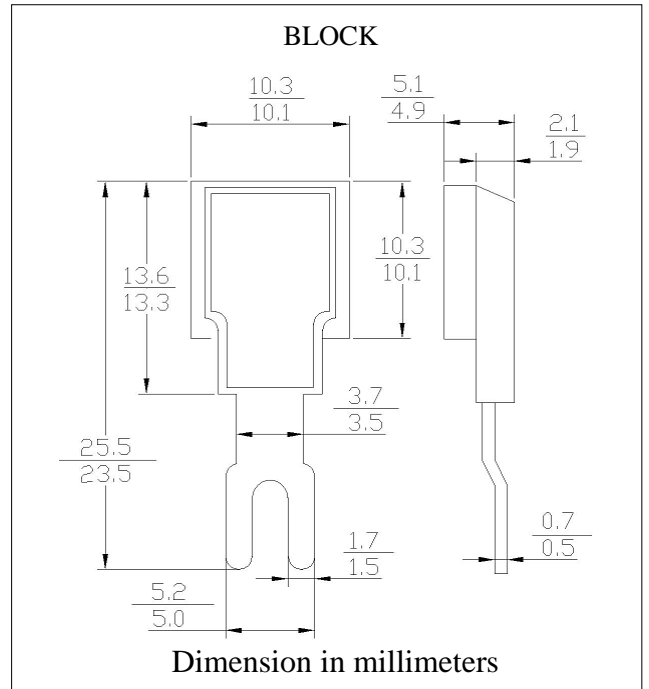




特性: FEATURES

- ◆大电流承受能力.High current capability
- ◆低成本.Low cost
- ◆扩散烧结. Diffused junction
- ◆正向压降低.Low forward voltage drop
- ◆低漏电. Low leakage current
- ◆高浪涌承受能力.High surge current capability
- ◆35A 工作在表面温度是125℃,无热损耗的情况下.
35Ampere Operation At TL=125℃ With No Thermal Runaway

机械性能: MECHANICAL DATA



极限值和电参数

TA= 25℃除非另有规定. 单相,正半弦波,60HZ,阻抗或电感负载.为电容装载,减少电流的 20%

MAXIMUM RATINGS AND ELECTRICAL CHARACTERISTICS

Rating at 25℃ Ambient temp. Unless otherwise specified.Single phase, half sine wave, 60HZ,resistive or inductive load.

型 号 TYPE	符 号	ZQB35L	ZQB35M	ZQB35H	单 位
最大峰值反向电压 Maximum Current Peak Reverse Voltage	V _{RRM}	16	20	28	V
最大反向有效值电压 Working Peak Reverse Voltage	V _{RMS}	16	20	28	V
最大直流截止电压 Maximum DC Blocking Voltage	V _{DC}	16	20	28	V
击穿电压最小值 Breakdown voltage Min@I _{BR} =100mA/TA=25	V _{BRL}	20	24	36	V
击穿电压最大值 Breakdown voltage Max@I _{BR} =100mA/TA=25	V _{BRL}	26	32	42	V
最大正向平均整流电流Ta=125℃, Maximum Average Forward Rectified Current	I _{F(AV)}		35		A
峰值正向浪涌电流 Peak Forward Surge Current 8.3ms Single Sine-wave on Rated Load (JEDEC Method)	I _{FSM}		400		A
最大瞬间正向压降@100A Maximum Instantaneous Forward Voltage Drop at 100A DC	V _F		1.04		V
最大反向直流电流 t=200ms Maximum DC Reverse Current Ta = 25℃ at Rated DC Blocking Voltage Ta =150℃	I _R		1.0 100		μ A
工作及储存温度范围 Operating AND Storage Temperature Range	T _J ,T _{STG}		-55~+150		℃



FIG. 1 –最大正向平均电流降额
FIG. 1 –MAXIMUM AVERAGE FORWARD CURRENT DERATING

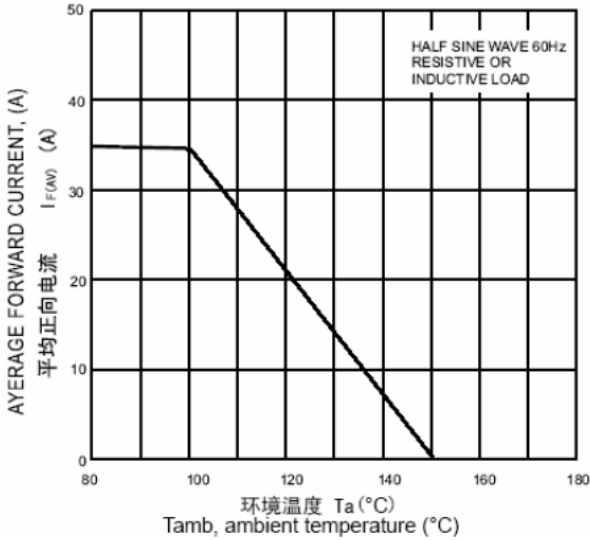


FIG. 2 –最大非重复正向浪涌电流
FIG. 2 –MAXIMUM NON-REPETITIVE FORWARD SURGE CURRENT

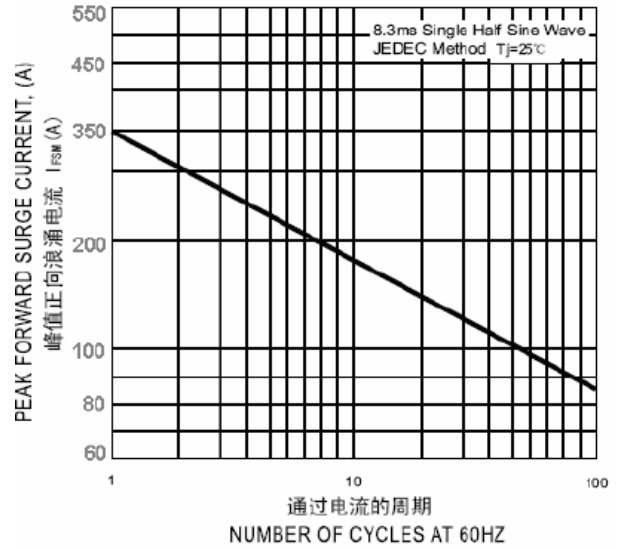


FIG. 3 –脉冲波形
FIG. 3 – PULSE WAVEFORM

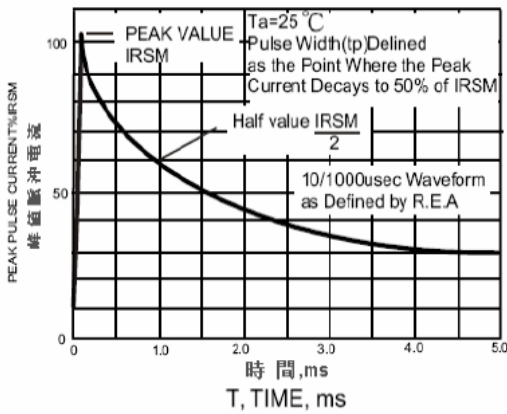


FIG. 4 –正向特性曲线(典型)
FIG. 4 – TYPICAL FORWARD CHARACTERISTICS

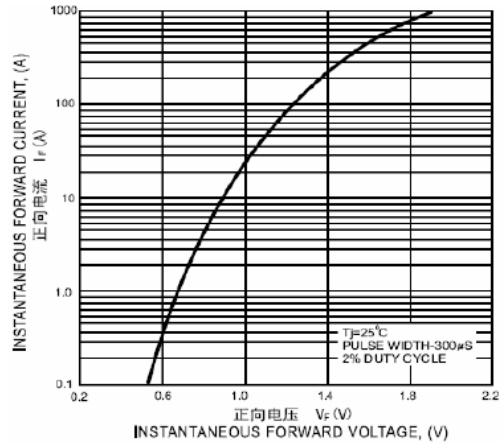


FIG.5–脉冲额定曲线
FIG.5–PULSE RATING CURVE

